



0800 389 9072
www.ablecanopies.co.uk



Delivering Excellence in Canopies, Shelters, and Complete Project Solutions

a  **PALRAM** company

Who Are Able Canopies?

Just over 20 years ago, we had a vision to offer a comprehensive range of quality and cost-effective canopies to the commercial sector. This set us on our journey to be "The Canopy Experts" who could offer the largest range of weather protection solutions in the UK.



Our Story

At the beginning of our business, we worked mainly with schools and nurseries, supplying wall mounted canopies to create playground shelters and outdoor classrooms. However, we knew that our canopies could also make a difference in many other sectors, and so, as our range expanded to incorporate freestanding canopies, we also began working with other sectors including healthcare and hospitality, local authorities, architects and contractors.

Throughout our journey we have always held true to our core values that our customers should receive the best possible products and service, and with this in mind we adopted cutting edge 3D design software early on in the company's lifetime to enable us to create stunning structures, which are also functional and adaptable.

This also allowed us to create bespoke structures and we now have a dedicated Design & Build team who can turn ideas

and hand sketches or CAD drawings into creative and workable solutions. Over the years we have incorporated a wide selection of materials into our range including steel, Glulam timber and aluminium, all of which can be fitted with a wide range of roofing options including polycarbonate and tensile fabric.

As "**The Canopy Experts**" we are constantly reviewing our products and service to ensure we exceed our customers' expectations, from initial contact right through to installation and beyond. So you can rest assured that by working with Able Canopies you will not only benefit from our expertise, but also receive a service and product of the highest quality.



Our Complete Service: the 6 Stage Process

1. Enquiry

Our technical sales advisors are on hand to discuss your initial ideas by phone or email, to ascertain the most suitable cover options that meet your requirements and budget. We offer exceptional nationwide cover with a guaranteed swift and efficient service, which enables us to conform to tight deadlines and bring the best value to all our customers.

2. Survey

We provide free, no obligation site surveys to qualifying customers. Our fully trained and DBS checked surveyors will carry out a thorough site assessment and offer practical solutions and advice to ensure you receive accurate drawings and quotations. Following your survey, we will be able to provide a firm quotation, not a vague estimate. Our quotations have no hidden extras and will be inclusive of delivery, and installation if required.

3. Design

Our Design department can provide technical drawings in a range of formats, and accurate visualisations of your chosen structure in location, to allow all key decision makers to see how your new structure will fit in with the existing surroundings. If you have a unique design in mind, we also offer a Design & Build service

to enable you to bring your idea to life. Our team have extensive experience of working with architects, designers and specifiers, and can work from hand drawn sketches to CAD drawings to transform your vision into a workable, cost-effective solution.

4. Manufacture

We manufacture our products in-house, which allows us to fabricate our range of canopies and shelters to your exact specifications, with a fast turnaround to fit perfectly with your building schedule. In the manufacturing of your product, we offer the option of a powder coated and/or galvanised finish on all steel framework, and our aluminium framework can also be powder coated to any RAL colour, allowing you to customise your structure to match or complement your building or setting.

5. Installation

Once we have received your order, we will arrange a date for the installation that is convenient for you. A pre-commencement site meeting will also be arranged for us to thoroughly assess and discuss all health and safety requirements, logistics and other important details with you to ensure a safe and successful installation.

All our canopy products are installed by our fully trained and DBS checked installation

teams. All our teams undergo intensive and thorough training to ensure that your structure is installed safely and to the highest standard with minimal disruption to you.

6. Service

We have a network of customer support advisors who can help with any queries or problems prior to, during, or after your order and installation. We are pleased to offer free funding and planning advice as part of our service to you, and, if you choose to order from us, we will provide regular updates to allow you to track your order's progress. Our excellent customer satisfaction record speaks for itself, and our ongoing client support and advice continues long after installation, resulting in many of our customers returning time and time again!

Our Commitment to Quality, Health & Safety, the Environment and You

At Able Canopies, we understand the importance of delivering consistent high quality through every process that we do, both “behind the scenes”, and through our customer service.

As part of this commitment to our customers we have been assessed by the British Assessment Bureau and have achieved the internationally recognised ISO 9001 quality standard.

We are also dedicated to ensuring the health and safety of our staff and customers and this has led us to strive for, and achieve, numerous certifications including ISO 45001, CHAS Advanced and Constructionline Gold. In addition to these certifications, we have also achieved ISO 14001 which recognises the management of, and commitment to the environment in which we operate.

Our products will always be installed by one of our fully trained fitting teams to ensure your products are finished to the highest possible standards. The teams are DBS checked and fully HSE compliant. All training is ongoing and includes:

- CITB's Site Supervisor's Safety Training Scheme
- Construction Skills Certificate Scheme (CSCS)
- Asbestos awareness training
- First Aid qualification
- Manual handling training
- CAT and Genny training to avoid danger from underground services
- Ladders and steps - basic training for working at heights
- PASMA - specific training in the use of access equipment

For each installation we also ensure that the site area is fenced off for the safety of staff, students, customers and visitors and we will always leave the site clean and tidy upon completion.



Helping You with Funding, Planning and More...



Planning Permission

Planning permission is sometimes required before a canopy or shade system can be installed. In cases where this is necessary, we can work closely with you, advising what you need and where you can get it from. The help and advice we provide is free of charge however, we cannot cover the cost of the application and any necessary maps required for the application.

Funding

Our Funding Research Team are constantly searching for new funding opportunities to help our customers fund their new canopy or other equipment needed. You could be eligible for up to £50,000 to spend on:

- New equipment, hardware or furniture
- Improvements to your building or outside space
- Sports or play area equipment
- Computers and IT equipment for your pupils
- Canopies, walkways, shade sails or bike storage facilities

We are regularly finding new funding sources as they become available and we would like to share this information with you to help you finance any new equipment or projects you may have in the future.



Contents





8. Tensile Fabric Structures 80

Codale Conic	82
Codale Junior	83
Kendal Walkway	84
Windsor	85
Ulverston Umbrella	86
Blenheim Umbrella	87
Drayton Umbrella	88
Richmond Umbrella	89
Keswick Umbrella	90
Banbury	91
Evershade	92

Fabric Options 93

9. Commercial Awnings 94

Palladio	96
Australia	97

Fabric Options 98

1. Wall Mounted Canopies 14

Aluminium Canopies	
Coniston 35	16
Stepped Coniston	17

Timber Canopies	
Tarnhow	18

2. Freestanding Canopies 20

Steel Canopies	
Welford Dome / Junior	22
Devoke / Junior	23
Grange / Junior	24
Ullswater	25
Whiteside	26
Kensington	27
Kendal	28
Hanwell	29

Timber Canopies	
Tarnhow Dome	30
Tarnhow Mono-Pitch	31
Tarnhow Curved	32

Large Span Canopies	
Double Grange	33
Hamilton	34

Aluminium Canopies	
Coniston	35

Optional Extras for Wall Mounted, Steel and Freestanding Canopies	36-37
--	-------

3. Walkways 38

Ullswater	40
Coniston	41
Welford Dome / Junior	42
Ennerdale Junior	43
Devoke Junior	44
Grange / Junior	45

4. Entrance Canopies 46

Wall Mounted	
Beck	48
Kensington / Junior	49
Orwell	50
Lexden	51
Redford	52
Abberton	53
Tenby	54
Colwyn	55
Dalewood	56
Avonwick	57
Winchester	58
Waterford	59
Evesham	60
Roxby	61
Clarendon	62
Clarendon XL	63

Freestanding	
Ullswater	64
Whiteside	65
Welford Dome	66
Ainsley	67

5. Integrated Solar Canopies 68

Eden	70
Kensington	71

6. Bespoke Canopies 72

Design and Build	74
Glass Canopies	75

7. Able Shade Sails 76

Able Shade Sails	78
Fabric Options	79

10. Shelters & Compounds 100

Cycle & Waiting Shelters / Bin & Buggy Shelters	
Langdale	102
Grasmere	103
Witton Wall Mounted	104
Witton Freestanding	105
Easydale	106
Ainsley	107

Timber Cycle & Waiting Shelters	
Denver	108
Pembroke	109

Commercial Bin Store	110
-----------------------------	-----

11. Polycarbonate Glazing Systems 112

Sunglaze®	114
Sunpal®	115
Façades	116-117

12. Outdoor Projects 118

Commercial Fencing	120
Aluminium Fencing	121
Aluminium Decking	122
External Surfacing	123

How to Order	124-125
Index	126-127

Delivering Excellence in Canopies, Shelters, and Complete Project Solutions for Over 20 Years.

Service Sectors



Aviation

At Able Canopies, we understand the specific needs of the aviation sector where functionality, durability, and safety are paramount. Our canopy systems offer weather protection and enhanced passenger flow management in airports, terminals, and surrounding infrastructure. Whether it's sheltered walkways between terminals or covered waiting areas for shuttle services, we provide dependable solutions that stand up to high footfall and diverse climate conditions.

We work closely with architects, project managers and airport authorities to deliver bespoke designs that meet stringent aviation regulations and branding requirements. Our full project management service ensures installations are completed on time and with minimal disruption to ongoing operations, contributing to a seamless and professional passenger experience.



AVIATION



Rail

The rail sector demands robust infrastructure that supports the daily movement of thousands of passengers. Able Canopies offers a wide range of shelters and canopies that improve station functionality while enhancing passenger comfort. From platform shelters and covered walkways to cycle storage and ticket machine covers, our systems are designed to withstand the rigours of high-traffic public transport environments.

Working alongside rail contractors and local authorities, we ensure that every structure complies with relevant safety and accessibility standards. Our experienced team takes care of every stage, from design and manufacture through to installation, to deliver durable, low-maintenance solutions that elevate the usability and appearance of station facilities.



RAIL





Transport

Our products are ideally suited to a broad range of transport environments beyond rail and aviation, including bus interchanges, park-and-ride facilities, and ferry terminals. Able Canopies provides expertly engineered shelters and canopies that protect passengers from the elements and support efficient public movement and navigation.

We understand the fast-paced nature of the transport sector and adapt our approach to meet tight deadlines and bespoke requirements. Our in-house team ensures that each project is tailored to the site's unique layout, offering practical yet visually appealing solutions that integrate seamlessly into wider transport infrastructure.



TRANSPORT



Stadiums

Stadiums and large event venues require durable and adaptable shelter solutions that can handle high volumes of visitors while aligning with modern aesthetics. At Able Canopies, we supply and install canopies and shade structures that enhance spectator comfort in concourse areas, entrances, and ticketing zones. Our products contribute to the overall fan experience by offering functional coverage and improved access.

We collaborate with stadium managers, contractors and designers to create bespoke structures that reflect the branding and architectural identity of each venue. From covered queue lines to stylish walkway canopies, our installations help manage crowd flow efficiently and withstand the demands of major sporting and entertainment events.



STADIUMS

Service Sectors contd.



Education

Able Canopies has a long-standing reputation in the education sector, providing tailored solutions for schools, colleges, and universities across the UK. Our range includes outdoor classroom canopies, walkway shelters, cycle storage, and covered dining areas – all designed to create more usable, weather-protected space throughout the year.

We understand the importance of safeguarding, durability, and compliance in educational settings. That's why we manage the entire process in-house, from design and manufacture through to installation, ensuring minimal disruption to the learning environment. Our canopies support outdoor learning, play, and social interaction, making them a valuable investment for any educational institution.



Hospitality & Leisure

First impressions are vital in hospitality and leisure, and our canopies help venues make a lasting impact while improving customer comfort. Whether it's an elegant entrance canopy for a hotel, a covered terrace for outdoor dining, or a stylish shelter for a holiday park, our solutions are designed to be both practical and visually appealing.

We work with hospitality providers, architects, and developers to deliver customised structures that align with each site's aesthetic and functional needs. By extending usable space and providing all-weather protection, our products enhance the customer experience and help maximise revenue potential throughout the year.





Retail & Commercial

For the retail and commercial sector, we provide canopies that not only protect customers and staff but also enhance the visual appeal of premises. From entrance canopies and covered walkways to designated smoking shelters and loading bay covers, our structures support operational efficiency and brand consistency.

Our team collaborates with retailers, facility managers, and contractors to develop bespoke canopy solutions that reflect your company's image and meet the practical needs of your site. All our products are manufactured to the highest standards, with quality materials and finishes that maintain their appearance and performance even in high-traffic environments.





Service Sectors contd.



Healthcare

In healthcare environments, comfort, hygiene, and accessibility are crucial. Able Canopies offers a range of solutions tailored to hospitals, clinics, and care homes, including patient drop-off shelters, covered walkways between buildings, and secure cycle shelters for staff and visitors. Our canopies help improve patient experiences while supporting operational flow and site safety.

We understand the sensitivities of working in healthcare environments and ensure all installations are carried out with minimal disruption. Our structures are built with easy-clean materials and are designed to meet relevant DDA and NHS guidelines, providing long-lasting shelter solutions that support both staff and patient wellbeing.



HEALTHCARE



Bespoke Projects

Not every project fits into a standard category, which is why we offer a fully bespoke design and installation service. Able Canopies excels in creating unique canopy structures tailored to your exact requirements – whether it's an architecturally complex shelter or a structure designed for a specialist use or environment.

Our in-house design, engineering and project management teams work collaboratively with clients from initial concept through to completion, ensuring that every detail is considered. With full control over the manufacturing and installation process, we deliver innovative, site-specific solutions that achieve your functional goals while elevating the surrounding space.

Now as part of the Palram Group – a global leader in thermoplastic sheeting – we are equipped to handle even larger and more complex projects. This partnership grants us access to world-leading polycarbonate glazing systems and expanded manufacturing resources, allowing us to deliver advanced canopy structures on a far greater scale. Whether it's a bespoke installation for a high-profile public development or a unique architectural feature requiring specialist materials, our enhanced capabilities ensure we can meet ambitious design and performance requirements with precision and reliability.



BESPOKE

"The Able Canopies team from the initial contact to the installation and post installation support really do go the extra mile. Their customer service, understanding the customers requirements, installation and use of high quality products is outstanding. They are a great company to work with, and one of the best I have worked with in during my thirty five year career."

A secondary school in West London

01

Wall Mounted Canopies

Our Wall Mounted Canopy range features our most popular canopy, the Coniston, a fully aluminium structure with integral guttering, and our wall mounted Tarnhow canopies which are constructed from Glulam timber with polycarbonate roof panels.



Aluminium Canopies

Coniston 35

Stepped Coniston

Timber Canopies

Tarnhow





Coniston 35

Wall Mounted Aluminium Canopies

Suitable sectors



EDUCATION



HOSPITALITY
& LEISURE



RETAIL &
COMMERCIAL



HEALTHCARE

Wall Mounted Canopies



Features & Benefits

The Coniston wall mounted canopy is our most popular product due to its adaptive versatility, which allows it to span to any length with a maximum projection of 6 metres. It can also be installed to fit around internal and external corners, and can even wrap around the complete perimeter of a building.

- **10-year guarantee**
- Up to a **25-year life expectancy**
- **Size:** to your specification.
Length: Unlimited
Projection: Up to 6 metres
Height: To your specification
- **Fits around** internal and external corners
- **Powder-coated** aluminium framework and posts (Traffic White RAL 9016 as standard). Available in any RAL colour at an additional cost
- **35mm structured polycarbonate panels** - Vandal and shatter resistant panels with up to 99% UV protection
- **Integral aluminium guttering** with aluminium downpipes
- **Excellent fire performance** (BS476 Part 7, Class 1; EN 13501 B-S1, d0)
- **Optional Extras:** Signage, Rainbow Package, Side Fills & Secure Rollers Shutters, Post Pads



Stepped Coniston

Wall Mounted Big Span Aluminium Canopies

Suitable sectors



EDUCATION



HOSPITALITY
& LEISURE



RETAIL &
COMMERCIAL



HEALTHCARE



Wall Mounted Canopies

Features & Benefits

The Coniston Wall Mounted Canopy has always been our most popular product due to its versatility, durability, sleek design and cost effectiveness. There was a need for a canopy with the same features of the Coniston with a much larger projection. That's how the Stepped Coniston Big Span Canopy was born.

The Stepped Coniston is a wall mounted canopy that can also be installed as a freestanding canopy. It is constructed from a strong aluminium frame which also features integrated aluminium guttering for a robust and long-lasting construction. It can span up to an impressive 11.5 metres due to the added support of central posts, and can be supplied in any length, enabling you to cover extra-large areas with this big span canopy.

- **10-year guarantee**
- **Up to a 25-year life expectancy**
- **Size:** to your specification.
Length: Unlimited
Projection: Up to 11.5 metres
Height: To your specification
- **Aluminium Frame**
- **Choice of Wall Mounted or Freestanding**
- **Integral aluminium guttering with aluminium downpipes**
- **35mm Polycarbonate Roof Panels** that are vandal and shatter resistant and 200 times stronger than glass
- **High UV Protection** - Protects those underneath from over 98% of the UV rays
- **Choice of Frame Colour** - The aluminium framework is supplied in white as standard. Available in any RAL colour at an additional cost
- **Optional Extras:** Signage, Rainbow Package, Side Fills & Secure Rollers



Tarnhow

Wall Mounted Timber Canopies

Suitable sectors



EDUCATION



HOSPITALITY
& LEISURE



RETAIL &
COMMERCIAL



HEALTHCARE

Wall Mounted Canopies



Features & Benefits

Our Tarnhow canopies add a modern yet natural look and feel to your environment whilst providing a safe, sheltered area. Each canopy is constructed from sustainable Glulam timber which is durable, fire resistant to BS 5268 and energy efficient to produce.

Tarnhow Mono-Pitch:

The most cost-effective structure from the range, ideal for creating a sheltered walkway or waiting area adjacent to your building. Unlimited length with projection up to 7.5m.

Tarnhow Curved:

A stunning shade structure with a curved timber roof frame, ideal for creating a contemporary sheltered area adjacent to your building. Perfect for buildings in areas of natural beauty. Unlimited length with projection up to 7.5m.

- **Size:** to your specification.
Length: Unlimited
Projection: Up to 7.5 metres
Height: To your specification
- **Frames & Posts:** Bespoke Glulam and natural timber sections with a choice of wood stains available on request
- **Roof Options:** 5mm solid or 16mm structured vandal and shatter resistant polycarbonate roofing which is UV coated for high protection from the sun
- **Design:** Curved roof creates a stylish addition to a building - giving it a contemporary edge
- **Roof Rafter Bars:** Aluminium rafter bars are finished in Hipca White as standard, other colours are available at an additional cost
- **Guttering & Downpipes:** uPVC guttering and downpipes supplied as standard – available in white, black or brown
- **Optional Extras:** Signage, Rainbow Package & Post Pads





02

Freestanding Canopies

With a wide range of freestanding systems on offer including mono-pitch, apex and domed structures, we are sure to have a stand-alone solution for you.



Steel Canopies

Welford Dome / Junior
Devoke / Junior
Grange / Junior
Ullswater
Whiteside
Kensington Mono-Pitch
Kensington Dual-Pitch
Kendal
Hanwell

Timber Canopies

Tarnhow Dome
Tarnhow Mono-Pitch
Tarnhow Curved

Large Span Canopies

Double Grange
Hamilton
Tarnhow Dome
Coniston (Aluminium)





Welford Dome / Junior

Freestanding Steel Canopies

Suitable sectors



EDUCATION



HOSPITALITY
& LEISURE



RETAIL &
COMMERCIAL



HEALTHCARE

Freestanding Canopies



Features & Benefits

The Welford Dome and Welford Junior are both exceptionally versatile modular canopies, which can be used as a walkway, entrance canopy and a freestanding canopy.

With its ability to span across large areas and its simple yet contemporary design, the Welford Dome is the ideal canopy for playgrounds and outdoor dining areas.

- **25-year life expectancy** subject to chosen finish
- **Size:** to your specification.
Length: Unlimited
Projection: Up to 6 metres
Height: To your specification
- **Framework Finish:** Framework and posts can be galvanised and/or powder coated to any standard RAL colour
- **Steel Underside Frame & Posts**
- **Panels:** 5mm solid or 16mm structured vandal and shatter resistant polycarbonate with built in UV protection. Available in clear or opal
- **Roof Frame:** Steel roof frame, including steel roof bars and aluminium rafter bars. Available in standard RAL colours
- **Guttering & Downpipes:** Guttering and uPVC downpipes fitted as standard (please note this is an optional extra for the Welford Dome Junior)
- **Optional Extras:** Secure Roller Shutters, Side Panels, Signage, Rainbow Package, Post Pads & Gable Ends



Devoke / Junior

Freestanding Steel Canopies

Suitable sectors



EDUCATION



HOSPITALITY
& LEISURE



RETAIL &
COMMERCIAL



HEALTHCARE



Freestanding Canopies

Features & Benefits

The Devoke Freestanding Canopy is a striking steel structure that has a stylish curved roof.

This freestanding canopy provides shelter from the sun and rain throughout the year and can be constructed to any length with a maximum projection of 6 metres. The Devoke is ideal for educational environments, creating a comfortable outdoor dining area or a spacious playground shelter.

- **25-year life expectancy** subject to chosen finish
- **Size:** to your specification.
Length: Unlimited
Projection: Up to 6 metres
Height: To your specification
- **Framework Finish:** Framework and posts can be galvanised and/or powder coated to any standard RAL colour
- **Steel Underside Frame & Posts**
- **Panels:** 5mm solid or 16mm structured vandal and shatter resistant polycarbonate roofing UV coated for high protection from the sun
- **Roof Frame:** Steel roof frame, including steel roof bars and aluminium rafter bars. Available in standard RAL colours
- **Guttering & Downpipes:** Guttering and uPVC downpipes fitted as standard (please note this is an optional extra for the Devoke Junior)
- **Optional Extras:** Secure Roller Shutters, Side Panels, Signage, Rainbow Package & Post Pads



Grange / Junior

Freestanding Steel Canopies

Suitable sectors



EDUCATION



HOSPITALITY
& LEISURE



RETAIL &
COMMERCIAL



HEALTHCARE

Freestanding Canopies



Features & Benefits

The Grange Freestanding Mono-Pitch canopy is perfect for areas where a canopy structure cannot be fixed to a wall. Using the same roof system as the Coniston, which includes 35mm polycarbonate panels and a fully aluminium roof framework, the Grange's roof offers a variable pitch of between 2.5 and 30 degrees. Supported by a strong steel underside, the Grange has a maximum projection of 6 metres (Junior 5 metres) and an unlimited length.

- **25-year life expectancy** subject to chosen finish
- **Size:** to your specification.
Length: Unlimited
Projection: Up to 6 metres
Height: To your specification
- **Underside Framework Finish:** Framework and posts can be galvanised and/or powder coated to any standard RAL colour
- **Steel Underside Frame & Posts**
- **Panels:** 35mm structured polycarbonate roof panels which are vandal and shatter resistant and offer high levels of UV protection
- **Roof Frame:** Fully aluminium roof frame, including aluminium roof bars, coloured in Hipca White as standard
- **Guttering & Downpipes:** Guttering and aluminium downpipes fitted as standard (please note this is an optional extra for the Grange Junior)
- **Optional Extras:** Secure Roller Shutters, Side Panels, Signage, Rainbow Package, Post Pads & Coloured Poly Roof Panels



Ullswater

Freestanding Steel Apex Canopies

Suitable sectors



EDUCATION



HOSPITALITY
& LEISURE



RETAIL &
COMMERCIAL



HEALTHCARE



Freestanding Canopies

Features & Benefits

The Ullswater Apex Freestanding Canopy has an attractive design with an apex shaped roof enabling it to fit in seamlessly with traditional building designs.

This canopy system is designed using our unique corner structure which provides ultimate strength and allows for large self-supporting spans. Its robust construction ensures this canopy is particularly suited to areas of heavy use such as school playgrounds and public areas.

- **25-year life expectancy** subject to chosen finish
- **Size:** to your specification.
Length: Unlimited
Projection: Up to 6 metres
Height: 2.8m at apex (standard)
- **Underside Framework Finish:** Framework and posts can be galvanised and/or powder coated to any standard RAL colour
- **Steel Underside Frame & Posts:** Main frame: 120mm x 60mm x 3mm steel box section
- **Panels:** 35mm structured polycarbonate roof panels in clear or opal. Our panels offer high UV protection.
- **Roof Frame:** Fully aluminium roof frame, including aluminium roof bars, coloured in Hipca White as standard
- **Guttering:** Guttering and aluminium downpipes fitted as standard
- **Optional Extras:** Secure Roller Shutters, Side Panels, Signage, Rainbow Package & Post Pads



Whiteside

Freestanding Steel Canopies

Suitable sectors



EDUCATION



HOSPITALITY
& LEISURE



RETAIL &
COMMERCIAL



HEALTHCARE

Freestanding Canopies



Features & Benefits

The Whiteside Freestanding Canopy is a cost effective structure which has a stylish curved roof, allowing you to create a contemporary covered area outside.

Due to its design, this canopy can create a large sheltered area within your grounds that is protected from the weather, allowing your pupils, customers or staff to spend more time outdoors. The Whiteside can be wall mounted or freestanding to suit your needs.

- **25-year life expectancy** subject to chosen finish
- **Size:** to your specification.
Length: Unlimited
Projection: Up to 4 metres
- **Framework Finish:** The steel framework can be galvanised and/or powder coated to any standard RAL colour.
- **Steel Frame:** The frame is made from steel which can be galvanised, please see below for finish options
- **Panels:** Covered with a choice of 5mm solid polycarbonate or 16mm structured polycarbonate
- **Roof Frame:** Steel roof frame, including steel roof bars and aluminium rafter bars. Available in standard RAL colours
- **Optional Extras:** Side Panels & Post Pads



Kensington

Freestanding Steel Canopies

Suitable sectors



EDUCATION



HOSPITALITY
& LEISURE



RETAIL &
COMMERCIAL



HEALTHCARE



Freestanding Canopies

Features & Benefits

Stunning steel designs covered with a choice of glass, polycarbonate or solar panels. The Mono-Pitch has a maximum projection of 3m while the Dual-Pitch spans up to 6m. Both offer unlimited length and are particularly suited to retail and hospitality sectors.

Kensington Mono-Pitch:

The Mono-Pitch is particularly suited to the retail and hospitality sectors, and is perfect for organisations looking to provide a high end shelter solution.

Kensington Dual-Pitch:

The Dual-Pitch is a striking freestanding canopy that fits in effortlessly with new builds and adds a contemporary look to existing buildings.

- **25-year life expectancy** subject to chosen finish
- **Size:** to your specification.
Length: Unlimited (6m between posts)
Projection: Up to 6 metres
Height: To your specification
- **Framework Finish:** The steel framework can be galvanised and/or powder coated to any standard RAL colour.
- **Panels:** Choice of 10mm toughened laminated glass, 10mm solid poly vandal and shatter resistant polycarbonate
- **Guttering:** Guttering and aluminium downpipes fitted as standard
- **Roof Frame:** Steel roof frame, including steel roof bars and aluminium rafter bars. The steel bars are coloured in any standard RAL colours
- **Optional Extras:** Post Pads



Kendal

Freestanding Steel Canopies

Suitable sectors



EDUCATION



HOSPITALITY
& LEISURE



RETAIL &
COMMERCIAL



HEALTHCARE

Freestanding Canopies



Features & Benefits

The Kendal is a striking tensile freestanding structure which can be constructed to any length with a maximum projection of 5 metres. The waterproof tensile fabric combined with the steel frame makes this a robust system which provides effective cover from the weather.

- The Kendal frame has a **25-year life expectancy** subject to chosen finish
- Tensile fabric has a **5 year guarantee** against UV degradation
- **Size:** to your specification.
Length: Unlimited
Projection: Up to 5 metres
- **Framework Finish:** The steel framework can be galvanised and/or powder coated to any standard RAL colour
- **Roof Frame:** 100% waterproof tensile roof available in many colours, see page 93
- **Optional Extras:** Post Pads



Hanwell

Freestanding Aluminium Canopies

Suitable sectors



EDUCATION



HOSPITALITY
& LEISURE



RETAIL &
COMMERCIAL



HEALTHCARE



Freestanding Canopies

Features & Benefits

The Hanwell is a Freestanding Canopy that is a testament to durability and elegance in commercial settings. Constructed from a robust aluminium frame that naturally resists rust, this commercial-grade canopy is designed for versatility, making it an ideal solution for hospitals, restaurants, care homes, workplaces, holiday parks, hotels, and more.

- **Extensive Guarantee:** Supplied with a full 10 year guarantee and up to a 25 year life expectancy
- **Size:** to your specification.
Length: Unlimited
Projection: Up to 4 metres
- **Framework Finish:** The aluminium frame is finished in a choice of Anthracite Grey or Jet Black as standard however, it is also available in any RAL colour at an additional cost
- **Robust Construction:** The Hanwell is constructed from a naturally rust resistant aluminium frame
- **Panels:** The roof is covered with 6mm toughened glass roof panels with a clear finish for maximum light transmittance and an open-air feel
- **Integrated Guttering:** The integrated guttering system disperses water via the canopy posts for a sleek appearance and minimal maintenance



Tarnhow Dome

Freestanding Timber Canopies

Suitable sectors



EDUCATION



HOSPITALITY
& LEISURE




RETAIL &
COMMERCIAL



HEALTHCARE

Freestanding Canopies



Features & Benefits

The Tarnhow Dome Freestanding Timber Canopy is a spectacular timber structure that creates an eye-catching focal point within your outdoor area with a modern touch. It is ideal for making use of large areas that are in need of year round cover from the weather.

- **Size:** to your specification.
Length: Unlimited
Width: Up to 16 metres
Height: To your specification
- **Roof Frame:** Curved Glulam timber beams available in a selection of different stains with aluminium roof bars coloured in white as standard
- **Roof Options:** 5mm solid or 16mm structured vandal and shatter resistant polycarbonate roofing which is UV coated for high protection from the sun
- **Underside Frame & Posts:** Bespoke Glulam timber and natural timber sections, with a natural wood stain finish, alternatively the timber can be painted, if required
- **Roof Rafter Bars:** Aluminium rafter bars are finished in Hipca White as standard, other colours are available at an additional cost
- **Guttering & Downpipes:** uPVC guttering & downpipes fitted as standard
- **Optional Extras:** Signage, Rainbow Package & Post Pads



Tarnhow Mono-Pitch

Freestanding Timber Canopies

Suitable sectors



EDUCATION



HOSPITALITY
& LEISURE



RETAIL &
COMMERCIAL



HEALTHCARE



Features & Benefits

The Tarnhow Mono-Pitch Freestanding Canopy is constructed with a mono-pitch roof which blends in easily with existing roofing styles. This striking timber structure can be used in a variety of applications including covered play areas, walkways and waiting areas within commercial settings.

- **Size:** to your specification.
Length: Unlimited
Width: Up to 7.5 metres (Larger on request)
Height: To your specification
- **Roof Frame:** Glulam timber beams available in a selection of different stains with aluminium roof bars coloured in white as standard
- **Roof Options:** 5mm solid or 16mm structured vandal and shatter resistant polycarbonate roofing
- **Underside Frame & Posts:** Bespoke Glulam timber and natural timber sections, with a natural wood stain finish, alternatively the timber can be painted, if required
- **Roof Rafter Bars:** Aluminium rafter bars are finished in Hipca White as standard, other colours are available at an additional cost
- **Guttering & Downpipes:** uPVC guttering & downpipes fitted as standard
- **Optional Extras:** Signage, Rainbow Package & Post Pads



Tarnhow Curved

Freestanding Timber Canopies

Suitable sectors



EDUCATION



HOSPITALITY
& LEISURE



RETAIL &
COMMERCIAL



HEALTHCARE

Freestanding Canopies



Features & Benefits

The Tarnhow Curved Freestanding Canopy has a maximum span of 7.5 metres and can be installed to any length required. Its asymmetric curved roof creates an attractive canopy which adds style to any environment, and its Glulam frame makes this canopy an ideal addition to a natural garden or park area.

This canopy is very popular with schools and is suitable for a variety of applications, including a covered walkway, a playground shelter or a spacious outdoor classroom.

- **Size:** to your specification.
Length: Unlimited
Width: Up to 7.5 metres (Larger on request)
Height: To your specification
- **Roof Frame:** Curved Glulam timber beams available in a selection of different stains with aluminium roof bars coloured in white as standard
- **Roof Options:** 5mm solid or 16mm structured vandal and shatter resistant polycarbonate roofing
- **Underside Frame & Posts:** Bespoke Glulam timber and natural timber sections, with a natural wood stain finish, alternatively the timber can be painted, if required
- **Roof Rafter Bars:** Aluminium rafter bars are finished in Hipca White as standard, other colours are available at an additional cost
- **Guttering & Downpipes:** uPVC guttering & downpipes fitted as standard
- **Optional Extras:** Signage, Rainbow Package & Post Pads



Double Grange

Freestanding Steel Large Span Canopies

Suitable sectors



EDUCATION



HOSPITALITY
& LEISURE



RETAIL &
COMMERCIAL



HEALTHCARE



Freestanding Canopies

Features & Benefits

The Double Grange is part of our large span canopy range and is perfect for areas where a canopy structure cannot be fixed to a wall. Using the same roof system as the Coniston, which includes 35mm polycarbonate panels and a fully aluminium roof framework, the Double Grange's roof offers a variable pitch of between 2.5 and 30 degrees. Supported by a strong steel underside, the Double Grange has a maximum projection of 12 metres.

- **25-year life expectancy** subject to chosen finish
- **Size:** to your specification.
Length: Unlimited
Width: Up to 12 metres
Height: To your specification
- **Underside Framework Finish:** Framework and posts can be galvanised and/or powder coated to any standard RAL colour
- **Steel Underside Frame & Posts:** Main frame: 120mm x 60mm x 3mm steel hollow section
- **Panels:** 35mm structured polycarbonate roof panels which are vandal and shatter resistant and offer high levels of UV protection
- **Roof Frame:** Fully aluminium roof frame, including aluminium roof bars, coloured in Hipca White as standard
- **Guttering & Downpipes:** Supplied with integral guttering and aluminium downpipes as standard
- **Optional Extras:** Secure Roller Shutters, Side Panels, Signage, Rainbow Package, Post Pads & Coloured Poly Roof Panels



Hamilton

Freestanding Steel Large Span Canopies

Suitable sectors



EDUCATION



HOSPITALITY
& LEISURE



RETAIL &
COMMERCIAL



HEALTHCARE

Freestanding Canopies



Features & Benefits

The Hamilton Big Span Canopy is one of our largest freestanding canopies, spanning up to 11 metres in width, with an unlimited length. It provides exceptional cover from the weather and is perfect for providing shelter for large outdoor dining areas or open air seating areas.

The Hamilton is also a great solution for playgrounds or venues which hold outdoor events.

- **25-year life expectancy** subject to chosen finish
- **Size:** to your specification.
Length: Unlimited
Width: Up to 11 metres
Height: To your specification
- **Framework Finish:** The steel framework can be galvanised and/or powder coated to any standard RAL colour
- **Steel Frame & Posts:** Main frame: 150mm x 100mm x 5mm steel hollow section
- **Panels:** 16mm structured vandal and shatter resistant polycarbonate roofing
- **Roof Frame:** Steel roof frame, including steel roof bars and aluminium rafter bars. The steel bars are coloured in any standard RAL colour
- **Guttering & Downpipes:** Aluminium guttering and downpipes included as standard
- **Optional Extras:** Secure Roller Shutters, Side Panels, Signage, Rainbow Package, Post Pads & Coloured Poly Roof Panels



Coniston

Freestanding Aluminium Large Span Canopies

Suitable sectors



EDUCATION



HOSPITALITY
& LEISURE



RETAIL &
COMMERCIAL



HEALTHCARE



Freestanding Canopies

Features & Benefits

The Coniston Wall Mounted Canopy which can be found on page 14 can be transformed into a freestanding canopy with the use of rear steel or aluminium goal posts.

The Coniston is a popular, versatile canopy that is strong, long lasting and aesthetically pleasing. It features a strong aluminium frame with rear steel/ aluminium posts and hidden integral guttering.

- **10-year guarantee**
- **25-year life expectancy** subject to chosen finish
- **Size:** to your specification.
Length: Unlimited
Projection: Up to 11.5 metres
- **Framework Finish:** The framework is supplied powder coated in Hipca White as standard, however it can be finished in any other RAL colour at an additional cost
- **Aluminium Frame:** The frame is manufactured from T5 grade aluminium to ensure a long lasting, solid construction. Steel or aluminium goal posts are available
- **Panels:** Covered with 35mm structured polycarbonate roof panels
- **Internal Guttering:** Integral aluminium guttering is included as standard for a clean, sleek appearance and for minimal maintenance. With aluminium downpipes as standard
- **Optional Extras:** Signage, Rainbow Package, Side Fills & Secure Rollers Shutters, Post Pads



Optional Extras

Wall Mounted and Freestanding Canopies

Secure Roller Shutters

Many of our wall mounted and freestanding canopies can be fitted with secure roller shutters to create a safe and lockable storage area, a more enclosed canopy structure, or provide added security to your building.

These shutters are particularly suited to schools and early years settings as during the day the canopy can be used for its main purpose, and by night or during school holidays it can be used as a handy storage area. Available in steel or aluminium, they can be powder coated in any BS or RAL colour. Our secure roller shutters are supplied with a 1 year guarantee.

Signage

Signage can be added to most of our freestanding and wall mounted canopies. It allows you to easily direct staff, pupils and visitors to the correct areas for convenience and safety, whilst also avoiding people entering unauthorised areas.

Wording and/or images such as logos can be added to the sign to create a welcoming entrance effect to your building.

Poly Side & Front Fills

Able Canopies side and front fills give maximum protection from the weather and are ideal for sectioning off a walkway or providing a more enclosed area. They are available with our wall mounted canopies and a selection of freestanding canopies.

Our Side and Front Fills are constructed from 5mm solid polycarbonate and are UV, vandal, shatter and fire resistant.

Post Pads

Our Post Pads are available in 16 different colours including yellow, bright orange, black, blue, purple, red and green and can be made to fit any size posts.

They are available in two standard sizes to fit 80mm x 80mm and 175mm x 80mm posts.

Bespoke sizes can also be ordered by call us on 0800 389 9072. Post Pads are included as part of our Rainbow Package, allowing you to create a colourful and vibrant canopy ideal for Early Years settings.



Signage

Colour Options



Poly Side Fills



Poly Front Fills



Roller Shutters



Coloured Poly Roof Panels

The Rainbow Package

The Able Rainbow Package will brighten up any canopy structure and is very popular within primary schools, pre-schools, nurseries and children's centres. It is a great addition for Early Years educational environments, adding colour to your setting and creating a more welcoming and child friendly atmosphere where children will love to play and learn.

This package can be added to our wall mounted canopies and a selection of our freestanding canopies. The Package includes coloured canopy posts, post pads and a uPVC rainbow banner which are all available in the standard colours of your choice.

Coloured Polycarbonate Roof Panels

Transform your canopy into a bright, vibrant structure with our coloured polycarbonate roof panel upgrade.

This upgrade is particularly suitable for those in the Early Years and Primary

Education sectors, they also work wonderfully in children's hospitals and play/activity centres as they will brighten up your outside area, making it a child friendly and fun environment.

PVC Rainbow Curtains

PVC Rainbow Curtains are the perfect accessory for school and nursery canopies and for those that want to add additional weather protection whilst still having an open canopy.

These bright and colourful PVC curtains will offer additional protection from wind and rain, whilst also allowing air flow and keeping a more open feel compared to solid side panels.

They can also be installed in your building's doorway that leads to your canopy, to create a free-flow play area.



Rainbow Package



Rainbow Curtains

03

Walkways

We offer cost-effective covered walkways to suit all locations, from universities to shopping arcades, giving your customers or students a safe and dry walk between buildings.



Steel Canopies

Ullswater
Coniston
Welford Dome
Ennerdale Junior
Devoke Junior
Grange





Ullswater

Freestanding Steel Apex Walkways

Suitable sectors



EDUCATION



HOSPITALITY
& LEISURE



RETAIL &
COMMERCIAL



HEALTHCARE

Walkways



Features & Benefits

The Ullswater walkway system is completely modular in design, allowing it to be constructed to any length, enabling you to provide covered walkways of any size. The Ullswater is one of our most flexible freestanding walkways, with the ability to turn corners and it can be fitted over areas of varying ground levels.

- **25-year life expectancy** subject to chosen finish
- **Size:** to your specification.
Length: Unlimited
Projection: Up to 6 metres
Height: 2.8m at apex (standard)
- **Framework Finish:** The roof frame is finished in white as standard. The steel posts are available in any standard RAL colour. Non-standard RAL colours for both may incur additional costs.
- **Steel Underside Frame & Posts:** Main frame: 120mm x 60mm x 3mm steel box section
- **Panels:** 35mm structured polycarbonate roof panels in clear or opal. Our panels offer high UV protection
- **Roof Frame:** Fully aluminium roof frame, including aluminium roof bars, coloured in Hipca White as standard
- **Guttering:** Integral aluminium guttering and downpipes
- **Optional Extras:** Secure Roller Shutters, Side Panels, Signage, Rainbow Package & Post Pads



Coniston

Wall Mounted Aluminium Canopies

Suitable sectors



EDUCATION



HOSPITALITY
& LEISURE



RETAIL &
COMMERCIAL



HEALTHCARE



Features & Benefits

The Coniston Wall Mounted Walkway is the most versatile walkway in our range. Due to its design, the Coniston can be constructed to any length and can even be constructed to fix around corners, or wrap around the shape of your building, making it an ideal walkway solution.

Due to its wall mounted design, the Coniston is ideal for creating a walkway which extends around the exterior of your building, creating continuous shelter that connects all entrance and exit points.

- **10-year guarantee & 25-year life expectancy** subject to chosen finish
- **Size:** to your specification.
Length: Unlimited
Projection: Up to 6 metres
- **Framework Finish:** The aluminium frame is finished in white as standard, other colours are available at an additional cost
- **Aluminium Frame:** The frame is manufactured from T5 grade aluminium to ensure a long lasting, solid construction
- **Roof Frame:** Fully aluminium roof frame, roof bars, coloured in Hipca White as standard, other colours available on request
- **Panels:** Covered with 35mm structured polycarbonate roof panels
- **Internal Guttering:** Aluminium guttering with aluminium downpipes
- **Rear Posts:** Available as a wall mounted or freestanding walkway as standard
- **Optional Extras:** Signage, Rainbow Package, Side Fills & Secure Rollers Shutters, Post Pads



Welford Dome / Junior

Freestanding **Steel Dome Walkways**

Suitable sectors



EDUCATION



HOSPITALITY
& LEISURE



RETAIL &
COMMERCIAL



HEALTHCARE

Walkways



Features & Benefits

Versatile canopy systems for walkways, entrance canopies or freestanding structures. The standard Welford spans up to 6m while the Junior version reaches 5m, both with unlimited length.

Welford Dome:

The Welford Dome Walkway is an exceptionally versatile canopy system which can be used as a walkway, entrance canopy or a freestanding canopy.

Welford Dome Junior:

The Welford Junior Walkway can be constructed to any length to create a stylish covered walkway and has a maximum width of 5 metres. It has a strong steel framework and is covered with a choice of 5mm solid or 16mm structured polycarbonate roof panels.

- **25-year life expectancy** subject to chosen finish
- **Size:** to your specification.
Length: Unlimited
Width: Up to 6 metres
Height: To your specification
- **Framework Finish:** Framework and posts can be galvanised and/or powder coated to any standard RAL colour
- **Panels:** 5mm solid or 16mm structured vandal and shatter resistant polycarbonate with built in UV protection. Available in clear or opal
- **Roof Frame:** Steel roof frame, including steel roof bars and aluminium rafter bars. Available in standard RAL colours
- **Guttering & Downpipes:** Guttering and uPVC downpipes fitted as standard. (Please note: guttering and downpipes are an optional extra for the Welford Dome Junior)
- **Optional Extras:** Secure Roller Shutters, Side Panels, Signage, Rainbow Package & Post Pads



Ennerdale Junior

Freestanding Steel Cantilever Walkways

Suitable sectors



EDUCATION




HOSPITALITY
& LEISURE



RETAIL &
COMMERCIAL



HEALTHCARE



Walkways

Features & Benefits

The Ennerdale Junior is a cost-effective cantilever walkway system that is modular in design, allowing the walkway to be easily extended at any time.

Ideal for schools and commercial settings, this canopy offers stylish aesthetics and effective cover for organisations with smaller budgets.

- **25-year life expectancy** subject to chosen finish
- **Size:** to your specification.
Length: Unlimited
Width: Up to 3 metres
Height: To your specification
- **Framework Finish:** Framework and posts can be galvanised and/or powder coated to any standard RAL colour
- **Steel Underside Frame & Posts:** Main frame: 60mm x 60mm x 6mm steel box section
- **Panels:** 5mm solid or 16mm structured vandal and shatter resistant polycarbonate with built in UV protection. Available in clear or opal
- **Roof Frame:** Steel roof frame, including steel roof bars and aluminium rafter bars. Available in standard RAL colours
- **Roof Rafter Bars:** Aluminium rafter bars are finished in Hipca White as standard
- **Optional Extras:** Secure Roller Shutters, Side Panels, Signage, Rainbow Package, Post Pads & Guttering/Downpipes



Devoke Junior

Freestanding Steel Walkways

Suitable sectors



EDUCATION



HOSPITALITY
& LEISURE



RETAIL &
COMMERCIAL



HEALTHCARE

Walkways



Features & Benefits

The Devoke Junior Freestanding Walkway is a contemporary styled walkway which features a strong steel framework and polycarbonate roofing panels to create effective cover for walkways or pathways.

This walkway product is part of our Junior range, a selection of products which have been designed for organisations with limited budgets, yet who still require a high quality and long lasting structure.

- **25-year life expectancy** subject to chosen finish
- **Size:** to your specification.
Length: Unlimited
Width: Up to 5 metres
Height: To your specification
- **Framework Finish:** Framework and posts can be galvanised and/or powder coated to any standard RAL colour
- **Steel Underside Frame & Posts:** Main frame: 60mm x 60mm x 3mm steel box section
- **Panels:** 5mm solid or 16mm structured vandal and shatter resistant polycarbonate with built in UV protection. Available in clear or opal
- **Roof Frame:** Steel roof frame, including steel roof bars and aluminium rafter bars. Available in standard RAL colours
- **Optional Extras:** Secure Roller Shutters, Side Panels, Signage, Rainbow Package & Post Pads



Grange / Junior

Freestanding Steel Walkways

Suitable sectors



EDUCATION



HOSPITALITY
& LEISURE



RETAIL &
COMMERCIAL



HEALTHCARE



Features & Benefits

The Grange offers a variable roof pitch of 2.5-30 degrees with a maximum width of 6m, while the Junior version spans up to 5m. Both provide unlimited length for extensive covered walkways.

Grange:

The Grange freestanding walkway canopy is a stylish mono-pitch structure that is ideal for installation adjacent to walls, where wall mounted installation is not suitable.

Grange Junior:

The Grange Junior is a cost-effective covered walkway solution that has a practical and simple design and is perfect for areas where a wall mounted canopy is unsuitable.

- **25-year life expectancy** subject to chosen finish
- **Size:** to your specification.
Length: Unlimited
Width: Up to 6 metres
Height: To your specification
- **Framework Finish:** Framework and posts can be galvanised and/or powder coated to any standard RAL colour
- **Steel Underside Frame & Posts:** Main frame: 120mm x 60mm x 3mm steel box section
- **Panels:** 35mm structured polycarbonate roof panels in clear or opal. Our panels offer high UV protection
- **Roof Frame:** Steel or aluminum roof frame, including steel roof bars and aluminium rafter bars. Available in standard RAL colours
- **Guttering:** Integral aluminium guttering with aluminium downpipes. (Please note: guttering and downpipes are an optional extra for the Grange Junior)
- **Optional Extras:** Secure Roller Shutters, Side Panels, Signage, Rainbow Package & Post Pads



04

Entrance Canopies

Able Canopies offers an excellent choice of commercial entrance canopies ideal for schools, nurseries, hospitals, care homes, and retail centres. We offer both wall mounted and freestanding options to provide attractive and welcoming entry areas.

Wall Mounted

Beck
Kensington
Orwell
Lexden
Redford
Abberton
Tenby
Colwyn
Dalwood
Avonwick
Winchester

Waterford

Evesham
Roxby
Clarendon
Clarendon XL

Freestanding

Ullswater
Whiteside
Welford Dome
Ainsley





Beck

Wall Mounted Entrance Canopies

Suitable sectors



EDUCATION



HOSPITALITY
& LEISURE



RETAIL &
COMMERCIAL



HEALTHCARE

Entrance Canopies



Features & Benefits

The Beck is a stylish entrance canopy that fits in perfectly with architectural and modern buildings. It has a smooth, mono pitch design with a slight pitch angle to allow for water drainage through the integral guttering.

It is fixed to the building with contemporary stainless steel tie rods that are encased within aluminium tubes for added strength and durability. This canopy also benefits from trendy perforated stainless steel brackets beneath the roof bars.

- **2 Year Guarantee** - Supplied with a 2 year guarantee for peace of mind
- **Size:** to your specification.
Length: From 1.4m - unlimited
Projection: From 1m - 1.5m
Height: To your specification
- **Framework Finish:** The aluminium framework is supplied powder coated in a choice of 7 standard colours. Additional colours are available on request
- **Aluminium Frame:** The main frame is made from high grade aluminium for strength and durability
- **Panels:** The Beck is covered with 4mm solid polycarbonate roof panels that are UV coated, have a high light transmittance and meets the fire resistance rating for the European fire standard EN 13501-1 B s1 d0 and the UK fire rating BS 476 Part 7 Class 1Y
- **Integral Guttering:** Integral guttering system that disperses water through drip spouts
- **Loading Capacities:** TÜV tested - Uniformly distributed loads up to 170daN/m²



Kensington / Junior

Wall Mounted Entrance Canopies

Suitable sectors



EDUCATION



HOSPITALITY
& LEISURE



RETAIL &
COMMERCIAL



HEALTHCARE



Entrance Canopies

Features & Benefits

Stunning structure compatible with 10.8mm toughened glass, 16mm polycarbonate, or solar panels. Projection up to 2.5m.

Kensington:

The Kensington Wall Mounted Entrance Canopy is a stunning wall mounted structure that fits in effortlessly with new builds and adds a contemporary look to existing buildings.

Kensington Junior:

The Kensington Junior is a cost-effective wall mounted entrance canopy that is ideal for many sectors including hospitality and retail. As part of our Junior range, this product has been designed to provide a quality product for organisations with smaller budgets.

- **25-year life expectancy** subject to chosen finish
- **Size:** to your specification.
Length: Unlimited
Projection: Up to 1.5 to 2.5m
- **Framework Finish:** The steel framework can be galvanised and/or powder coated to any standard RAL colour.
- **Steel Frame:** With steel laser cut roof arms
- **Panels:** Choice of toughened/laminated glass & solid polycarbonate
- **Roof Rafter Bars:** Aluminium rafter bars are finished in Hipca White as standard, other colours are available at an additional cost



Orwell

Wall Mounted Entrance Canopies

Suitable sectors



EDUCATION



HOSPITALITY
& LEISURE



RETAIL &
COMMERCIAL



HEALTHCARE

Entrance Canopies



Features & Benefits

The Orwell entrance canopy has a smooth, slightly curved design that provides effective cover from the weather. The minimal appearance of the canopy enables it to create a feature point of your entrance whilst still allowing it to blend in with your outside aesthetics.

As this cost effective entrance canopy is cantilevered and has no canopy posts, it is ideal for covering busy environments such as schools, shops, leisure centres and hospitals.

- **2 Year Guarantee** - Supplied with a 2 year guarantee for peace of mind
- **Size:** to your specification.
Length: From 1.4m - unlimited
Projection: Up to 2.5m
- **Framework Finish:** The aluminium framework is supplied powder coated in a choice of 7 standard colours. Additional colours are available on request
- **Aluminium Frame:** The frame is manufactured from T5 grade aluminium to ensure a long lasting, solid construction
- **Panels:** Covered with solid polycarbonate panels that are 4mm thick and are light in weight. These panels have a high impact resistance, making them ideal for use in well used areas. They are supplied in clear as standard
- **Integral Guttering:** Integral aluminium guttering system that disperses water through drip spouts
- **Loading Capacities:** TÜV tested - Uniformly distributed loads up to 170daN/m²



Lexden

Wall Mounted Entrance Canopies

Suitable sectors



EDUCATION



HOSPITALITY
& LEISURE



RETAIL &
COMMERCIAL



HEALTHCARE



Entrance Canopies

Features & Benefits

The Lexden Entrance Canopy has a stylish, minimalist appearance that fits in well with many building styles and makes entrances stand out prominently. It has a strong aluminium construction that is covered with high strength polycarbonate roof sheets.

- **2 Year Guarantee** - Supplied with a 2 year guarantee for peace of mind
- **Size:** to your specification.
Length: From 1.4m - unlimited
Projection: 0.6m - 1.3m
- **Framework Finish:** The aluminium framework is supplied powder coated in a choice of 7 standard colours. Additional colours are available on request
- **Aluminium Frame:** The frame is manufactured from T5 grade aluminium to ensure a long lasting, solid construction
- **Panels:** Covered with solid polycarbonate panels that are 4mm thick and are light in weight. These panels have a high impact resistance, making them ideal for use in well used areas. They are supplied in clear as standard
- **Integral Guttering:** Integral aluminium guttering system that disperses water through drip spouts
- **Loading Capacities:** TÜV tested - Uniformly distributed loads up to 170daN/m²



Redford

Wall Mounted Entrance Canopies

Suitable sectors



EDUCATION



HOSPITALITY
& LEISURE




RETAIL &
COMMERCIAL



HEALTHCARE

Entrance Canopies



Features & Benefits

The extra-deep curve of the Redford Entrance Canopy, allows it to offer additional protection from the weather such as rain and wind whilst still offering high protection from the sun. It is therefore ideal for those that would like to receive full protection from the weather with a small shelter structure.

The frame is constructed from strong aluminium bars and is covered with polycarbonate roof sheets that have a high resistance to impacts.



- **2 Year Guarantee** - Supplied with a 2 year guarantee for peace of mind
- **Size:** to your specification.
Length: From 1.4m - unlimited
Projection: 0.8m - 1.5m
- **Framework Finish:** The aluminium framework is supplied powder coated in a choice of 7 standard colours. Additional colours are available on request
- **Aluminium Frame:** The frame is manufactured from T5 grade aluminium to ensure a long lasting, solid construction
- **Panels:** Covered with solid polycarbonate panels that are 4mm thick and are light in weight. These panels have a high impact resistance, making them ideal for use in well used areas. They are supplied in clear as standard
- **Integral Guttering:** Integral aluminium guttering system that disperses water through drip spouts
- **Loading Capacities:** TÜV tested - Uniformly distributed loads up to 170daN/m²



Abberton

Wall Mounted Entrance Canopies

Suitable sectors



EDUCATION



HOSPITALITY
& LEISURE



RETAIL &
COMMERCIAL



HEALTHCARE



Entrance Canopies

Features & Benefits

The Abberton is a contemporary styled cantilevered entrance canopy, with perforated steel wall brackets to give an industrial appearance. The main frame is constructed from T5 grade aluminium and is covered with high impact resistant polycarbonate.

It benefits from an unlimited length (minimum of 1.4m) and has a projection of between 0.9m – 1.5m from the wall.



- **2 Year Guarantee** - Supplied with a 2 year guarantee for peace of mind
- **Size:** to your specification.
Length: From 1.4m - unlimited
Projection: 0.9m - 1.5m
- **Framework Finish:** The aluminium framework is supplied powder coated in a choice of 7 standard colours. Additional colours are available on request
- **Aluminium Frame:** The frame is manufactured from T5 grade aluminium to ensure a long lasting, solid construction
- **Panels:** Covered with solid polycarbonate panels that are 4mm thick and are light in weight. These panels have a high impact resistance, making them ideal for use in well used areas. They are supplied in clear as standard
- **Integral Guttering:** Integral aluminium guttering system that disperses water through drip spouts
- **Loading Capacities:** TÜV tested - Uniformly distributed loads up to 170daN/m²



Tenby

Wall Mounted Entrance Canopies

Suitable sectors



EDUCATION



HOSPITALITY
& LEISURE




RETAIL &
COMMERCIAL



HEALTHCARE

Entrance Canopies



Features & Benefits

The Tenby Entrance Canopy is a strong and robust aluminium and polycarbonate wall mounted structure that provides shade and shelter from all weather conditions.

The modest size and the lack of front posts makes this canopy perfect for areas that have limited space; the brackets are also smaller than our comparable structures which means that less installation room is required for fixings.



- **2 Year Guarantee** - Supplied with a 2 year guarantee for peace of mind
- **Size:** to your specification.
Length: Unlimited
Projection: 0.6m - 1.3m
- **Framework Finish:** The framework can be finished in any RAL or BS colour, excluding pearl and signal colours.
- **Aluminium Frame:** The frame is manufactured from T5 grade aluminium to ensure a long lasting, solid construction
- **Panels:** Covered with solid polycarbonate panels that are 4mm thick and are light in weight. These panels have a high impact resistance, making them ideal for use in well used areas. They are supplied in clear as standard
- **Integral Guttering:** Integral aluminium guttering system that disperses water through drip spouts



Colwyn

Wall Mounted Entrance Canopies

Suitable sectors



EDUCATION




HOSPITALITY
& LEISURE



RETAIL &
COMMERCIAL



HEALTHCARE



Entrance Canopies

Features & Benefits

The Colwyn has a simple domed design to complement modern building styles. Its clean lines give any entrance a clean, fresh look whilst providing cover and highlighting the correct entrance for customers to use.

Its cantilevered design means there are no posts to bump into – making it a perfect choice for schools, shops, leisure and healthcare organisations.

- **2 Year Guarantee** - Supplied with a 2 year guarantee for peace of mind
- **Size:** to your specification.
Length: From 1.4m - 2.4m
Projection: 0.8m - 2m
- **Framework Finish:** The aluminium framework is supplied powder coated in a choice of 7 standard colours. Additional colours are available on request
- **Aluminium Frame:** The frame is manufactured from T5 grade aluminium to ensure a long lasting, solid construction
- **Panels:** Covered with solid polycarbonate panels that are 4mm thick and are light in weight. These panels have a high impact resistance, making them ideal for use in well used areas. They are supplied in clear as standard
- **Integral Guttering:** Integral aluminium guttering system that disperses water through drip spouts
- **Loading Capacities:** TÜV tested - Uniformly distributed loads up to 170daN/m²



Dalwood

Wall Mounted Entrance Canopies

Suitable sectors



EDUCATION



HOSPITALITY
& LEISURE




RETAIL &
COMMERCIAL



HEALTHCARE

Entrance Canopies



Features & Benefits

The Dalwood Entrance Canopy seamlessly blends a contemporary design with a robust construction, offering an elegant solution for protecting entrances from the elements. Its sleek, modern profile enhances the aesthetic appeal of various building styles, making it suitable for both commercial and residential applications.

- **Versatile Size Options:** Available in five standard sizes to suit a variety of entrance ways
- **Manufactured** from an aluminium frame and galvanised steel support arms
- Fitted with **high-impact, weather resistant** 4mm acrylic roof panels
- **Effective UV Protection:** The panels block 100% of harmful UV rays
- **Features wind resistance** up to 120 km/h and a snow load capacity of 100 – 150 kg/m²
- **Fire Performance:** The roof panels meet European fire safety standards, passing EN 13501-1 and BS 476 Part 7 Equivalent – UK Class 3
- Supplied with a **3-year warranty** for added peace of mind



Avonwick

Wall Mounted Entrance Canopies

Suitable sectors



EDUCATION



HOSPITALITY
& LEISURE



RETAIL &
COMMERCIAL



HEALTHCARE



Entrance Canopies

Features & Benefits

The Avonwick is a small entrance canopy that offers a perfect balance of modern styling and dependable weather protection, making it an ideal choice for enhancing entrances across a wide range of environments.

Whether installed at educational facilities, healthcare settings, commercial premises, or residential developments, this sleek canopy adds a sophisticated touch while providing effective shelter from the elements.

- **Smartly directs** rainwater and snow away from entryways, keeping access points clear and dry
- Fitted with **durable, impact-resistant** 3mm acrylic panels that are clear with a glass-like appearance
- Constructed from an **aluminium frame** that is powder coated in Anthracite Grey (RAL 7016). The support arms are manufactured from galvanised steel
- **Available in Four Standard Sizes**
- Supplied with a **3-year warranty** for added peace of mind



Winchester

Wall Mounted Entrance Canopies

Suitable sectors



EDUCATION



HOSPITALITY
& LEISURE



RETAIL &
COMMERCIAL



HEALTHCARE

Entrance Canopies



Features & Benefits

The Winchester Entrance Canopy is a refined, high-performance shelter solution designed to protect doorways and access points while enhancing the architectural appearance of your premises. With its smooth curves and elegant profile, the Winchester creates a striking first impression while offering dependable protection from rain, snow, and harmful UV rays.

- **Flexible Size Options:** Choose from four standard sizes to suit a wide range of entrance dimensions
- **Powder-coated aluminium frame** combined with galvanised steel support arms
- **Fitted with a choice of** 3mm high-impact acrylic roof panels, or 6mm twin-wall polycarbonate panels
- **Blocks 100%** of harmful UV rays
- **Wind resistance** up to 120 km/h & Snow load capacity up to 120 kg/m²
- **Roof panels** meet stringent European fire safety standards (EN 13501-1, BS 476 Part 7 Equivalent – UK Class 3)
- An aluminium **front gutter channels** rainwater sideways, keeping access routes dry
- Supplied with a **3-year warranty** for added peace of mind



Waterford

Wall Mounted Entrance Canopies

Suitable sectors



EDUCATION



HOSPITALITY
& LEISURE



RETAIL &
COMMERCIAL



HEALTHCARE



Entrance Canopies

Features & Benefits

Add a touch of contemporary elegance to your building's entrance with the Waterford Entrance Canopy – a stylish and practical solution designed to protect doorways from the elements while enhancing the exterior of your building. Whether for commercial spaces, residential developments, educational facilities, or healthcare environments, the Waterford canopy offers a clean, modern aesthetic combined with reliable, long-lasting performance.

- Constructed from **high-quality** powder coated aluminium with galvanised steel support arms
- Finished in Anthracite Grey (RAL 7016)
- Fitted with 4mm **impact-resistant** acrylic roof panels offering a clear, glass-like appearance
- **Wind load tested** up to 120 km/h. Snow load capacity of 120 kg/m²
- The **Roof panels** block 100% of harmful UV rays
- The Acrylic roof panels meet **European fire safety** standard EN 13501-1 and BS 476 Part 7 Equivalent – UK Class 3
- Supplied with a **3-year warranty** for added peace of mind



Evesham

Wall Mounted Entrance Canopies

Suitable sectors



EDUCATION



HOSPITALITY
& LEISURE




RETAIL &
COMMERCIAL



HEALTHCARE

Entrance Canopies



Features & Benefits

Introduce a stylish and practical feature to your building's exterior with the Evesham Entrance Canopy—a sleek and modern solution designed to provide effective shelter while enhancing the visual appeal of any entranceway. Perfect for commercial, educational, healthcare, and residential environments, the Evesham canopy offers reliable protection against the elements and creates a welcoming entrance for visitors, staff, and residents alike.

- **Manufactured** from powder-coated aluminium frame with galvanised steel support arms
- **Anthracite Grey** (RAL 7016) textured finish
- **Fitted with durable** 3mm polycarbonate roof panels in a clear finish
- Available in **two standard sizes** to accommodate a variety of small entrance widths, from compact doorways to wider access point
- Supplied with a **3-year warranty** for added peace of mind



Roxby

Wall Mounted Entrance Canopies

Suitable sectors



EDUCATION



HOSPITALITY
& LEISURE



RETAIL &
COMMERCIAL



HEALTHCARE



Entrance Canopies

Features & Benefits

Enhance the look and functionality of your building's entrance with the Roxby Entrance Canopy—a contemporary and durable solution that offers year-round protection against the elements. With its minimalist design and high-quality materials, the Roxby canopy is perfectly suited for commercial premises, public sector buildings, healthcare facilities, and modern residential developments.

- **Available in five standard sizes**
- **Powder-coated aluminium frame** with a textured Anthracite Grey (RAL 7016) finish
- Galvanised and powder-coated steel **support arms** match the frame's Anthracite Grey finish
- Fitted with **impact-resistant 4mm acrylic** roof panels in a clear finish
- **UV Protection** - Roof panels block harmful UV rays
- Supplied with a **3-year warranty** for added peace of mind



Clarendon

Wall Mounted Entrance Canopies

Suitable sectors



EDUCATION



HOSPITALITY
& LEISURE




RETAIL &
COMMERCIAL



HEALTHCARE

Entrance Canopies



Features & Benefits

Add a contemporary finishing touch to your building's entrance while providing reliable weather protection with the Clarendon Entrance Canopy. Designed with both style and functionality in mind, this modern canopy is ideal for commercial, educational, healthcare, and new-build residential settings, creating a welcoming and sheltered space at your doorway.

- Constructed from **high-quality** aluminium with galvanised steel support arms
- Both the **frame and support arms** feature a hardwearing Anthracite Grey (RAL 7016) textured powder-coated finish
- Fitted with 4mm clear **high-impact** acrylic panels
- The roof panels offer **high UV protection**
- Supplied with a **3-year warranty** for added peace of mind



Clarendon XL

Wall Mounted Entrance Canopies

Suitable sectors



EDUCATION



HOSPITALITY
& LEISURE



RETAIL &
COMMERCIAL



HEALTHCARE



Features & Benefits

Make a bold architectural statement while providing exceptional weather protection with the Clarendon XL Entrance Canopy. Specifically designed for wider doorways and high-traffic access points, this modern canopy offers a perfect balance of style, functionality, and durability. Ideal for commercial buildings, educational environments, healthcare facilities, and new-build developments, the Clarendon XL enhances the appearance of any property while creating a sheltered, welcoming entrance space.

- **High strength** aluminium frame with galvanised steel support
- **Powder-coated** in Anthracite Grey (RAL 7016) textured finish
- Fitted with 4mm **high-impact** resistant acrylic panels
- **Roof panels** block 100% of harmful UV rays
- **Built-in guttering** system efficiently directs rainwater away from entranceways, helping to keep access points safe
- Supplied with a **3-year warranty** for added peace of mind



Ullswater

Freestanding Entrance Canopies

Suitable sectors



EDUCATION



HOSPITALITY
& LEISURE



RETAIL &
COMMERCIAL



HEALTHCARE

Entrance Canopies



Features & Benefits

The Ullswater Entrance Canopy is a traditional freestanding entrance canopy which is fitted with a unique corner system for ultimate rigidity. It is supplied in white as standard or can be finished in any standard RAL colour.

The Ullswater creates a classic entrance canopy which works particularly well with existing buildings and is very popular with healthcare organisations.

- **25-year life expectancy** subject to chosen finish
- **Size:** to your specification.
Length: Unlimited
Projection: Up to 6 metres
Height: To your specification
- **Underside Framework Finish:** The steel framework can be galvanised and/or powder coated to any standard RAL colour
- **Steel Underside Frame & Posts:** 120mm x 60mm x 3mm steel hollow section
- **Panels:** 35mm structured polycarbonate roof panels for high levels of UV protection
- **Roof Frame:** Fully aluminium roof frame, including aluminium roof bars, coloured in Hipca White as standard, other colours available on request
- **Guttering & Downpipes:** Integral aluminium guttering and uPVC downpipes
- **Optional Extras:** Side Panels, Signage & Post Pads



Whiteside

Freestanding Entrance Canopies

Suitable sectors



EDUCATION



HOSPITALITY
& LEISURE



RETAIL &
COMMERCIAL



HEALTHCARE




Entrance Canopies

Features & Benefits

The Whiteside Entrance Canopy is a cost-effective structure which has a stylish curved roof allowing you to create a contemporary entrance to a new or existing building.

Due to its design, this canopy can create a large welcoming area for customers and visitors which can also be used as a waiting shelter making it particularly useful in school environments. The Whiteside can be wall mounted or freestanding to suit your needs.

- **25-year life expectancy** subject to chosen finish
- **Size:** to your specification.
Length: Up to 4 metres
Projection: Up to 4 metres
Height: To your specification
- **Framework Finish:** The steel framework can be galvanised and/or powder coated to any standard RAL colour
- **Steel Frame:** 89.4mm/139mm (depending on model) x 4mm
- **Panels:** 5mm solid/16mm structured vandal and shatter resistant polycarbonate with built in UV protection. Available in clear or opal.
- **Roof Frame:** Steel roof frame, including steel roof bars, coloured in any standard RAL colour, other colours available on request
- **Roof Rafter Bars:** Aluminium rafter bars are finished in Hipca White as standard, other colours are available at an additional cost
- **Optional Extras:** Side Panels, Signage & Post Pads



Welford Dome

Freestanding Entrance Canopies

Suitable sectors



EDUCATION



HOSPITALITY
& LEISURE



RETAIL &
COMMERCIAL



HEALTHCARE

Entrance Canopies



Features & Benefits

The Welford Dome is an exceptionally versatile freestanding, modular canopy system which is ideal for most environments. With its high UV protection and contemporary design, this canopy can create a stylish entrance for visitors, or provide a covered waiting area that can be used by your staff.

- **25-year life expectancy** subject to chosen finish
- **Size:** to your specification.
Length: Unlimited
Projection: Up to 6 metres
Height: To your specification
- **Framework Finish:** The steel framework can be galvanised and/or powder coated to any standard RAL colour
- **Steel Frame:** 120mm x 60mm x 3mm steel hollow section
- **Panels:** 5mm solid/16mm structured vandal and shatter resistant polycarbonate with built in UV protection. Available in clear or opal.
- **Roof Frame:** Steel roof frame, including steel roof bars, coloured in any standard RAL colour, other colours available on request
- **Guttering & Downpipes:** uPVC Guttering and downpipes supplied as standard
- **Optional Extras:** Side Panels, Signage & Post Pads





EDUCATION



HOSPITALITY
& LEISURE



RETAIL &
COMMERCIAL



HEALTHCARE



Entrance Canopies

Features & Benefits

The Ainsley Entrance Canopy will keep your entrances dry on rainy days. It is ideal for covering the entrances to your building, making them stand out to all visitors and to help keep them dry, reducing the risk of accidents due to wet, slippery floors.

The Ainsley has a stylish mono-pitch design that is constructed from strong steel that can be galvanised and powder coated and is covered with a choice of roof panels including 5mm solid polycarbonate, 16mm structured polycarbonate and 8mm toughened glass panels.

- **25-year life expectancy** subject to chosen finish
- **Size:** to your specification.
Length: Unlimited
Projection: Up to 5 metres
- **Framework Finish:** The framework can be finished in any RAL colour
- **Steel Frame:** The main frame is made from galvanised steel and is powder coated in any standard RAL colour. Non standard RAL colours are available but may incur a surcharge
- **Panels:** The Ainsley is covered with a choice of: 5mm solid polycarbonate, 16mm structured polycarbonate, 8mm toughened glass
- **Optional Extras:** Glass or polycarbonate side panels, Post pads & Guttering and downpipes



05

Integrated Solar Canopies

Generate free electricity and earn additional income with a solar canopy. Perfect for organisations unable to have roof-mounted solar panels due to building orientation or shading issues.



**Eden
Kensington**





Eden

Solar Steel Canopies

Suitable sectors



EDUCATION



HOSPITALITY
& LEISURE



RETAIL &
COMMERCIAL



HEALTHCARE

Entrance Canopies



Features & Benefits

The Eden Solar Canopy has been designed to be compatible with a range of solar panels. It is a robust freestanding solar canopy that is supplied with a corrugated steel roof and is supported by a strong steel frame.

We can supply and install the full solar canopy system including panels, or we can supply and install the canopy system without panels, ready for your own solar panel supplier to install; this is project dependant. Should this option be preferable, we will work with your solar panel provider to ensure a smooth installation.

- **25-year life expectancy***
- **Size:** To your specification.
Length: Unlimited
Projection: From 4 to 6 metres
Height: To your specification
- **Framework Finish:** The steel frame is hot dip galvanised as standard and can be powder coated in any standard RAL colour of your choice. Other non-standard RAL colours are available at an additional cost
- **Strong Construction:** The frame is manufactured from strong galvanised steel sections
- **Solar Panels:** We can work with your solar panel supplier to create the best solution for your project
- **Guttering:** Supplied with aluminium guttering and downpipes as standard



*subject to the chosen finish

Kensington

Solar Steel Canopies

Suitable sectors



EDUCATION



HOSPITALITY
& LEISURE



RETAIL &
COMMERCIAL



HEALTHCARE



Entrance Canopies

Features & Benefits

Stylish shade structures with substantial steel frameworks. The Mono-Pitch available in four sizes from 10kWp to 50kWp, while the Dual-Pitch ranges from 10kWp to 50kWp systems.

Kensington Mono-Pitch:

The Kensington Mono-Pitch is a cantilevered structure that only has one set of posts, making it ideal for those that require minimal amount of supports,

Kensington Dual-Pitch:

The Kensington Dual-Pitch is a cantilevered structure that only has one set of posts, making it ideal for those that require minimal amount of posts.

- **25-year life expectancy***
- **Size:** Available in four sizes:
20.3m x 3.3m (10 kWp system)
40.6m x 3.3m (20 kWp system)
60.9m x 3.3m (30 kWp system)
101.5m x 3.3m (50 kWp system)
- **Framework Finish:** The roof frame is finished in white as standard. The steel posts are available in any standard RAL
- **Steel Underside Frame & Posts:** Main frame: 200mm x 200mm x 6mm steel box section. The steel framework can be galvanised and or powder coated to any standard RAL
- **Panels:** We can work with your solar panel supplier to create the best solution for your project
- **Guttering:** Integral aluminium guttering with uPVC downpipes
- **Optional Extras:** Post Pads



*subject to the chosen finish

06

Bespoke Canopies

In addition to our standard designs, we create structures tailored to your specific requirements, bringing ideas to reality for truly unique structures.



**Design & Build
Glass Canopies**





Design & Build

Suitable sectors



EDUCATION



HOSPITALITY
& LEISURE



RETAIL &
COMMERCIAL



HEALTHCARE

Bespoke Canopies



At Able Canopies, we have a dedicated Design & Build team who have extensive expertise in creating unique canopies to meet our customers' individual needs.

With exceptional CAD capabilities and a flair for design, our Design & Build engineers ensure we are light years ahead of our competitors with our ability to create real, practical, and cost effective solutions combined with eye catching and original designs.

We regularly work alongside architects, designers and specifiers to create structures to fit the requirements of specific projects. Our design engineers can work from hand sketches or CAD drawings to create technical drawings in a range of formats, plus 3D renders of the structure in situ to allow you to gain an understanding of the impact the structure will have to the aesthetics of its surroundings.

Whether you have an unlimited budget or are working within tight constraints, our design team can work alongside you to create a structure that fits with your budget and project deadlines. So if you have a unique canopy structure in mind, please do not hesitate to contact us to find out how we can turn your vision into reality.



Glass Canopies

Suitable sectors



EDUCATION



HOSPITALITY
& LEISURE



RETAIL &
COMMERCIAL



HEALTHCARE



Bespoke Canopies

Our Design & Build team have particular expertise in creating bespoke glass structures; using cutting edge 3D CAD design, our engineers can design, manufacture and install unique glass entrance, freestanding, walkway or wall mounted canopies which have been constructed to meet your individual requirements.

Glass canopies provide excellent cover from the weather; they have a modern, sleek design, are easy to clean and extremely long lasting, which in turn will enable you to use your outside space more effectively for many years to come.

Glass canopies also have improved acoustic properties when compared with polycarbonate roofing, making them ideal for areas where ambient noise needs to be kept to a minimum.

Our glass canopies are very popular with Contractors, Schools, Councils, Architects and Specifiers and they are perfectly suited for all commercial sectors including Retail, Leisure and the Education sectors.



07

Able Shade Sails

The Able Canopies Shade Sail range offers almost unlimited design potential for stylish, effective shading systems. Ideal for play areas, parks, picnic areas, car parks and outdoor dining.





Able Shade Sails

Sun Protection

Suitable sectors




EDUCATION



HOSPITALITY
& LEISURE

Shade Sails



Features & Benefits

Able Shade Sails are versatile, practical and easily maintained. They are available in a wide range of colours and offer extremely high levels of UV protection combined with strength and durability.

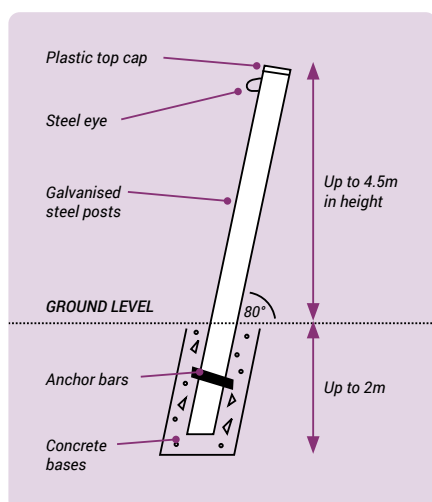
Our Shade Sails offer great potential within the retail, leisure and education sectors to create visually stunning structures whilst enhancing the comfort and safety of customers and staff.

- **Strong Structures:** Supported by galvanised steel posts which are installed into a concrete base with anchor bars. The posts can be up to 4.5 metres in height
- **Fabric:** 340gsm knitted polyethylene fabric that won't absorb moisture
- Post structures have a life expectancy of up to 25 years
- 10 year warranty given against UV degradation of the shade sail fabric
- Shade sail fabric blocks up to 97.4% of UV rays
- Rectangle, square and triangular sails are available
- Maximum sail size is 6 metres x 6 metres
- Hot dip galvanised steel posts as standard
- **Optional extras:** Anti-Climb Cones, Post Pads, Fabric Side Panels



Fabric Options

Sun Protection




Able Shade Sails are available with a choice of vibrant and contemporary colours to enable your new shade structure to fit in with your current surroundings. Alternatively you can create a main feature of your Shade Sails by choosing contrasting colours.




Shade Sails

Standard Colours



Dual Colours



08

Tensile Fabric Structures

Our range of high quality waterproof tensile fabric structures are perfect for outdoor classrooms, play areas, walkways, and alfresco dining.



Tensile Structure

Codale Conic
Codale Junior
Kendal Walkway
Windsor

Umbrellas

Ulverston Umbrella
Blenheim Umbrella

Drayton Umbrella
Richmond Umbrella
Keswick Umbrella
Banbury
Evershade Shade Sail

Fabric Options

Upgrade Options





Codale Conic

Tensile Fabric Structures

Suitable sectors



EDUCATION



HOSPITALITY
& LEISURE



RETAIL &
COMMERCIAL



HEALTHCARE

Tensile Fabric Structures



Features & Benefits

The Codale's elegant design, with its striking curves up to the centre, offers stylish and effective cover from the weather.

The tensile structure can span up to 15 metres in length and 15 metres wide, and due to its modular design, multiple Codales can easily be installed together to create a larger canopy which can be used to create a walkway or large shaded area.

- **Framework:** The canopy frame is galvanised and powder coated in a choice of 23 matt colours as standard
- **Size:**
Minimum size: 3m length x 3m width
Maximum size: 15m length x 15m width
- **Fabric:** Waterproof tensile fabric available in 17 contemporary colours. See page 93
- **UV Protection:** Fabric roof offers complete UV protection
- **Guarantee:** The Fabric has a 6 year guarantee and a life expectancy of 15 years. The steel frame has a 10 year guarantee, both are subject to terms and conditions
- **Guttering:** Integral deep flow guttering - rain water drains down through the leg columns, exiting at a drainage hole at the bottom
- **Optional Extras:** Tensile Side Panels, Post Pads, Secure Roller Shutters, Heating & Lighting Fixtures, uPVC Walls & Glazing, Terrace Screens & Lux Roof Skylight



Codale Junior

Tensile Fabric Structures

Suitable sectors



EDUCATION



HOSPITALITY
& LEISURE



RETAIL &
COMMERCIAL



HEALTHCARE



Tensile Fabric Structures

Features & Benefits

The Codale Junior is a cost effective version of the Codale Conic that is suited to those that have smaller budgets and would like to cover areas up to 25m².

This steel structure has a waterproof tensile fabric roof that offers high levels of UV protection from the sun and also shelters those underneath from the rain, wind and snow, making it perfect for creating all-year-round outdoor cover.

- **Framework:** The canopy frame is galvanised and powder coated in a choice of 23 matt colours as standard
- **Size:** Available from 3m x 3m to 5m x 5m and can be rectangular or square
- **Framework:** Made from 80mm x 80mm steel box sections that are galvanised as standard
- **UV Protection:** The fabric is waterproof 650gsm PVC that is lacquered on both sides
- **Guarantee:** The Fabric has a 6 year guarantee and a life expectancy of 15 years. The steel frame has a 10 year guarantee, both are subject to terms and conditions
- **Guttering:** Supplied with integral guttering for ease of maintenance and sleek appearance
- **Optional Extras:** Heating & Lighting
uPVC Fabric Walls, Terrace Screens & Seating



Kendal Walkway

Tensile Fabric Structures

Suitable sectors



EDUCATION



HOSPITALITY
& LEISURE



RETAIL &
COMMERCIAL



HEALTHCARE

Tensile Fabric Structures



Features & Benefits

The Kendal Cantilevered Walkway is a stunning freestanding walkway system which has a smooth contemporary appearance.

This canopy is constructed from a robust steel frame which is covered with waterproof tensile fabric, creating a stylish walkway system which is ideal for many sectors including the Education sector and the Hospitality and Leisure industry.

- **Size:**
Available in 3 metre, 4 metre and 5 metre widths with an unlimited length
- **Framework:** The canopy frame is available galvanised and/or powder coated to a RAL colour of your choice
- **Fabric:** Waterproof tensile fabric available in 37 contemporary colours. See page 93
- **UV Protection:** Fabric roof offers complete UV protection
- **Optional Extras:** Tensile Side Panels & Post Pads



Windsor

Tensile Fabric Structures

Suitable sectors



EDUCATION



HOSPITALITY
& LEISURE



RETAIL &
COMMERCIAL



HEALTHCARE



Tensile Fabric Structures

Features & Benefits

The Windsor is an attractive steel canopy that is covered with waterproof tensile fabric, which is available in 16 vibrant colours. It has a modern and fun design and is ideal for enabling your pupils to play and learn outside all year round whilst keeping them protected from the weather.

The steel frame benefits from integral guttering and downpipes for a seamless, streamlined appearance. It is supplied galvanised and powder coated in a choice of 25 standard RAL colours.

- **Size:** Available from 4m x 4m up to 9m x 9m
- **Framework:** The frame is constructed from 150mm x 100mm steel box sections and 150mm x 150mm posts, however this will change depending on the size of the structure
- **Fabric:** The fabric is waterproof 650gsm PVC that is lacquered on both sides
- **Guarantee:** The Fabric has a 5 year guarantee and a life expectancy of 15 years. The steel frame has a 10 year guarantee, both are subject to terms and conditions
- **Colour Options:** The steel frame is supplied galvanised and is powder coated in a choice of 23 RAL colours. The fabric is available in a choice of 17 colours
- **Optional Extras:** Tensile Side Panels, Post Pads, Roller Shutters, Heating & Lighting, uPVC Walls & Glazing, Terrace Screens, Skylights, Seating & Bins



Ulverston Umbrella

Tensile Fabric Umbrellas

Suitable sectors



EDUCATION



HOSPITALITY
& LEISURE



RETAIL &
COMMERCIAL



HEALTHCARE

Tensile Fabric Structures



Features & Benefits

The Ulverston is a striking tensile umbrella structure which is supported by a robust tubular steel post. This design creates an attractive shade and shelter structure which is perfectly suited to outdoor seating and dining areas and looks stunning in both natural and urban landscapes.

This umbrella can be constructed to cover an area of up to 6 metres square, and creates an attractive effect when multiple umbrellas are installed next to each other.

→ **25-year life expectancy:** The fabric comes with a 5-year guarantee and a life expectancy of 10-15 years. The framework has a life expectancy of up to 25 years, depending on the chosen finish

→ **Size:** Available sizes are 3, 4, 5, and 6 metres square

→ **Framework:** The frame is available galvanised and/or powder coated to a RAL colour of your choice to allow you to match it to the surrounding environment

The frame can also be galvanised for ultimate corrosion protection

→ **Colour Options:** Tensile fabric available in 37 vibrant colours including metallic finishes, see page 93 for more details

→ **Optional Extras:** Post Pads



Blenheim Umbrella

Tensile Fabric Umbrellas

Suitable sectors



EDUCATION




HOSPITALITY
& LEISURE



RETAIL &
COMMERCIAL



HEALTHCARE



Tensile Fabric Structures

Features & Benefits

The Blenheim is a strong waterproof umbrella structure that can be closed when not in use. This product is perfect for everyday use within restaurants, pubs & cafés for alfresco dining; parks, schools and leisure centres for shade and shelter; and hospitals and care homes for relaxing sheltered outside areas.

As an added extra, the Blenheim rarely requires structural calculations or building regulations as it is a collapsible structure, making the installation process simple and fast.

- **Guarantee:** 10 year fabric guarantee against UV degradation. Structure has a life expectancy of 10-15 years
- **Size:** Available Sizes: 2.8m x 2.8m and 4.2m x 4.2m
- **Framework:** Framework is constructed from a 76mm tubular post which has been precision engineered with either 304 or 316 grade stainless steel
- **System:** Can be opened and closed as and when required with simple pulley system. Unlike Jumbo parasols the Blenheim is designed to be outside all year. Multiple umbrellas can be linked together to create a larger covered area
- **Maintenance:** Simple to maintain and keep clean
- **UV Protection:** 100% waterproof tensile fabric which offers high UV protection
- **Optional Extras:** Post Pads, Fabric Side Fills, Screen Printed/Vinyl Branding, Fast Bar (Integrated table), Heating & Lighting



Drayton Umbrella

Tensile **Fabric Umbrellas**

Suitable sectors



EDUCATION



HOSPITALITY
& LEISURE



RETAIL &
COMMERCIAL



HEALTHCARE

Tensile Fabric Structures



Features & Benefits

The Drayton is our classic umbrella that is suitable for outdoor eating and drinking areas, patios, play-areas, decking or any other outdoor setting, the Drayton is constructed with a high quality aluminium frame and state-of-the-art gearbox which is guaranteed for 5 years.

There's a wide range of fabrics to choose from and the fabric can be branded with a logo, image or slogan of your choice.

- **Size:** Supplied in a choice of 3 shapes and a range of sizes:
Round: Up to 6m diameter
Square: Up to 5m x 5m
Rectangle: Up to 6.5m x 4m
- **Framework:** The frame is made from extruded aluminium and is supplied in white as standard. Other non-standard RAL colours are available on request
- **System:** Can be opened and closed with a crank drive handle which is very smooth
- **Fabric:** Available with a choice of two fabrics; acrylic and polyester which are available in a total of 45 different colours
- **Guarantee:** The frame is supplied with a 1 year guarantee and the crank gearbox is supplied with a 5 year guarantee
- **Optional Extras:** Post Pads, Branding & Seating



Richmond Umbrella

Tensile **Fabric Umbrellas**

Suitable sectors



EDUCATION



HOSPITALITY
& LEISURE



RETAIL &
COMMERCIAL



HEALTHCARE



Tensile Fabric Structures

Features & Benefits

The Richmond is a strong and sturdy umbrella that is suited to windy locations such as seaside pubs and restaurants. It has been wind tunnel tested and is TÜV approved (German Technical Inspection Association) and is suitable for wind speeds of up to 102 km/h.

It has a contemporary design that can be round, square or rectangular and can cover areas up to 50 square metres. The umbrella can be opened and closed easily with the hand crank supplied (which can be removed to avoid tampering once open) making it ideal for those that would like a structure that is not permanently open.

- **Size:** Supplied in a choice of 3 shapes and a range of sizes:
 - Round:** Up to a maximum of 8m
 - Square:** Up to a maximum of 6m
 - Rectangle:** Up to a maximum of 7.5 x 4m
- **Framework:** The frame is made from extruded aluminium and is supplied in white as standard. Other non-standard RAL colours are available on request
- **System:** Can be opened and closed with a crank drive handle which can be removed to avoid pupils/customers tampering with it once open
- **Fabric:** Available with a choice of two fabrics; acrylic and polyester which are available in a total of 45 different colours
- **Guarantee:** The frame is supplied with a 1 year guarantee and the crank gearbox is supplied with a 5 year guarantee
- **Optional Extras:** Post Pads, Branding, Side Panels, Rain Gutters, Heating & Lighting, Seating



Keswick Umbrella

Tensile **Fabric Umbrellas**

Suitable sectors



EDUCATION



HOSPITALITY
& LEISURE



RETAIL &
COMMERCIAL



HEALTHCARE

Tensile Fabric Structures



Features & Benefits

The Keswick is an attractive cantilever umbrella structure which is ideal for small or large outdoor spaces especially in outdoor learning and play environments.

This structure is covered with our exclusive waterproof tensile fabric and due to its design, offers a spacious area underneath the structure which is free from a central post.

- **25-year life expectancy:** The fabric comes with a 5-year guarantee and a life expectancy of 10-15 years. The framework has a life expectancy of up to 25 years, depending on the chosen finish
- **Size:** Can span up to 4 metres x 4 metres
- **Framework:** The canopy frame can be galvanised for ultimate corrosion protection and/or powder coated to any RAL colour of your choice
- **Design:** Unique cantilever design
- **Fabric:** The tensile fabric has an unmatched strength with a weight of 590gsm and is available in 37 vibrant colours including metallic finishes, see page 93 for more details. 100% waterproof tensile roof
- **UV Protection:** It has high UV protection
- **Optional Extras:** Post Pads



Banbury

Tensile Fabric Umbrellas

Suitable sectors



EDUCATION



HOSPITALITY
& LEISURE



RETAIL &
COMMERCIAL



HEALTHCARE



Tensile Fabric Structures

Features & Benefits

The Banbury is a waterproof shade sail that features high strength waterproof tensile fabric that has a smooth finish making it easy to clean. The fabric is also fully UV resistant, waterproof, fire retardant and has anti-fungicidal properties. It is available in a choice of 17 different colours.

This stylish waterproof shade sail is supported by a strong steel frame that is galvanised as standard and can be powder coated in a choice of 23 RAL colours including the popular Anthracite Grey, White Aluminium and Gentian Blue.

- **Size:** Available in 3 standard sizes 4m x 4m, 5m x 5m & 6m x 6m
- **Steel Frame:** The frame is manufactured from steel and is galvanised as standard; it can also be powder coated in a choice of 23 RAL colours
- **Waterproof Fabric:** The shade sail is covered with waterproof tensile fabric that has a weight of 650gsm and is available in 17 colours
- **High UV Protection:** The fabric offers up to 99% protection from the sun's harmful UV rays to those underneath
- **Guttering is integrated** into the canopy frame and water is distributed down the canopy posts and dispersed via an outlet at the bottom of the posts
- **Upgrades Available** – Choose from soft PVC walls, uPVC glazing, heating & lighting
- The frame is supplied with a **10 year guarantee** and the fabric is supplied with a **5 year guarantee**
- The frame has a life **expectancy of 25+ years** and the fabric has a life expectancy of 15-20 years



Evershade Shade Sail

Tensile **Fabric Shade Sail**

Suitable sectors



EDUCATION



HOSPITALITY
& LEISURE



RETAIL &
COMMERCIAL



HEALTHCARE

Tensile Fabric Structures



Features & Benefits

The Evershade is a steel framed waterproof tensile structure that is perfect for organisations who would like a waterproof shade sail but at a lower cost.

This product is popular with the Education, Hospitality, Sports & Leisure sectors. Restaurants and cafés use this product often to provide covered alfresco dining areas – maximising their seating capacity.

- **25-year life expectancy:** A 25 year life expectancy depending on the chosen finish
- **Size:** Supplied in modular squares from 3m x 3m to 6m x 6m, multiple squares can be added together to cover larger areas
- **Framework:** The frame is constructed from 150mm x 150mm steel box sections
- **Design:** Unique cantilever design
- **Fabric & UV Protection:** The tensile fabric is UV stabilised offering the highest UV protection. It blocks up to 99% of the sun's harmful UV rays.
- **Colour Options:** The frame is supplied in Hipca White as standard and is available in any other RAL colour at an additional cost. The fabric is available in 37 different colours
- **Optional Extras:** Post Pads & Seating



Fabric Options

Tensile Fabric Structures

Standard Colours for:

Blenheim Umbrella
Keswick Umbrella
Ulverston Umbrella
Kendal Walkway
Evershade


















Standard Colours

							
Champagne	Vanilla	Hemp	Sandy Beige	Moss Green	Porcelain Green	Tennis Green	Spruce
							
Pepper	Camel	Cocoa	Teak	Celadon	Steel Blue	Lagoon	Dark Blue
							
Walnut Stain	Lemon	Buttercup	Dijon	Thistle Blue	Celestial Blue	Victoria Blue	Midnight Blue
							
Orange	Carrot	Raspberry	Poppy	Marine	White	Boulder	Concrete
							
Terracotta	Burgandy	Aniseed	Olive	Black			

Standard Colours for:

Codale Conic
Codale Junior
Windsor
Banbury
























Standard Colours

							
Pure White RAL 9010	Oyster White RAL 1013	Beige RAL 226	Ivory RAL 205	Flame Red RAL 3000	Brown Red RAL 3011	Opal Green RAL 6026	Turquoise Green RAL 6016
							
Ivory RAL 1014	Colza Yellow RAL 1021	Signal Yellow RAL 1003	Deep Orange RAL 2011	Light Grey RAL 7035	Agate Grey RAL 7038	Dusty Grey RAL 7037	Sky Blue RAL 5015
							
Ultramarine Blue RAL 5002							

Standard Colours for:

Richmond Umbrella
Drayton Umbrella

Standard Colours

							
0001 RAL 9003	7133 RAL 9010	6318 RAL 1017	7548 RAL 1014	6316 RAL 1003	0018 RAL 2004	0020 RAL 3020	3914 RAL 3003
							
6196 RAL 9002	0681 RAL 1001	0613 RAL 8011	8206 RAL 3005	U321 RAL 6025	0003 RAL 6029	6687 RAL 6005	U814 RAL 6020
							
6688 RAL 6034	6720 RAL 5024	0017 RAL 5017	7264 RAL 5002	6022 RAL 5013	8203 RAL 7010	6028 RAL 9011	

09

Commercial Awnings

Our commercial retractable awnings shade unwanted heat and light from building interiors while providing temporary cover for external areas. Suited to commercial settings including restaurants, schools, nurseries and care homes.



**Palladio
Australia**

Fabric Options





Palladio

Protective Awnings

Suitable sectors



EDUCATION



HOSPITALITY
& LEISURE




RETAIL &
COMMERCIAL



HEALTHCARE

Commercial Awnings



Features & Benefits

The Palladio is a stylish awning which retracts into a compact cassette when not in use. The neat design ensures the Palladio is unobtrusive but can be easily and quickly extended to create a cooling shade during hot, sunny weather.

High quality design ensures smooth and reliable operation of the flyer chain within the arm. We also ensure the fabric is stretched evenly by using special tensioning mechanisms.

- **2-year Guarantee** against manufacturing defects
- **Sizes:** Up to 5.5m length x 3.6m width
- **Extensive Colour Range**
- **Electronic or manual** operation options
- **Protected fabric** inside compact cassette
- **Thermal gluing** of fabrics with high-quality PUR-based reactive glue
- Optional **Vario Volant** for low sun protection



Semi-round bar



Australia

Protective Awnings

Suitable sectors



EDUCATION



HOSPITALITY
& LEISURE



RETAIL &
COMMERCIAL



HEALTHCARE

Commercial Awnings



Features & Benefits

The Australia awning fits seamlessly into any setting, creating shade and shelter when needed the most. It can also be configured with an added feature of being able to adjust the inclination of the awning, which is useful depending on the angle of the sun at different times of the day.

The Australia is a popular choice for all environments due to its elegantly simple design and robust construction.

By creating a shaded and sheltered outdoor area, you can protect your expensive garden furniture which can quickly deteriorate if left to the elements.


- **2-year Guarantee** against manufacturing defects
- **Sizes:** Up to 5.5m length x 3.6m width
- **Extensive Colour Range**
- **Electronic or manual** operation options
- **Protected fabric** inside compact cassette
- **Thermal gluing** of fabrics with high-quality PUR-based reactive glue
- Optional **Vario Volant** for low sun protection
- **R-Pitch option** for manually adjusting inclination



Fabric Options

Protective Awnings

Commercial Awnings



Dickson Colour Range



Composition:	Acrylic 100%, solution dyed
Finishing:	Cleangard special dirt-resistant and awning water repellent treatment
Weight: 290g/m2 Width:	120cm
Tensile Strength:	140 daN Wrap / 90 daN Weft
Tear Strength:	4 daN Wrap / 2.3 daN Weft
Water Repellency:	>370mm
Colour Fastness Weather Condition:	4-5 / 5

Standard Colours for:

Palladio
Australia

Standard Colours

Titane ORC-U408	Naturel ORC-7133	Acier Pique ORC-U406	GRIS ORC-6088	Pierre ORC-6196	Perle ORC-7972	Platine Pique ORC-U407	Basalte Chine ORC-U095	Bordeaux ORC-8206
Dune ORC-0681	Souris ORC-8396	Flanelle ORC-U104	Ardoise ORC-8203	Noir ORC-6028	Carbone ORC-U171	Charcoal Tweed ORC-7330		



10

Shelters & Compounds

Our shelter range includes steel and timber cycle, waiting and buggy shelters and large steel compounds for varied applications.



Langdale
Grasmere
Witton Wall Mounted
Witton Freestanding
Easydale

Ainsley
Denver
Pembroke

Commercial Bin Store





Langdale

Cycle & Waiting Shelters

Suitable sectors



EDUCATION



HOSPITALITY
& LEISURE



RETAIL &
COMMERCIAL



HEALTHCARE



Features & Benefits

The Langdale Shelter has a contemporary design which provides an attractive shelter solution, ideal for colleges and schools, town and city centres and shopping centres.

Available as a waiting or cycle shelter, the Langdale utilises our unique clamping system on the edge of the shelter which dramatically reduces the need to drill holes, thereby avoiding water leakage and unsightly distortion of the panels.

- **Standard size:** 4.2 metres length x 3 metres depth
- Standard sized shelter will **hold 10 cycles** or seating for **12 adults** plus standing room
- **Unique clamping system**
- **Robust** steel construction fitted with 5mm polycarbonate sheets
- True **modular design** allowing you to easily extend the shelter size in the future
- Up to **25 year life expectancy**, depending on the chosen finish
- Supplied galvanised and/or powder coated in a range of standard colours
- **Roof Rafter Bars:** Aluminium rafter bars are finished in Hipca White as standard, other colours are available at an additional cost
- **Optional Extras:** Available BREEAM compliant, please ask for details



Grasmere

Cycle & Waiting Shelters / Bin Shelters

Suitable sectors



EDUCATION




HOSPITALITY
& LEISURE



RETAIL &
COMMERCIAL



HEALTHCARE



Shelters & Compounds

Features & Benefits

The Grasmere can be installed as a cycle shelter or a waiting shelter, with a standard shelter holding up to 10 cycles or seating for 6 people with additional standing room.

Constructed from a robust steel framework, it is available with a choice of polycarbonate or timber panelling with a corrugated steel roof. Polycarbonate panelling creates a clean, simple finish which allows for all round visibility into the shelter, whilst timber cladding creates a stylish, contemporary look to your bike storage area.

The Grasmere is also available as a bin shelter.

- **Standard size:** 4.1 metres length x 2.05 metres depth x 2.3 metres height
- Standard 2-bay shelter can be fitted with **5 cycle racks** or seating for **6 adults**
- **Unique clamping system**
- **Robust** steel construction fitted with 5mm polycarbonate sheets, or timber cladding with corrugated steel roofing
- True **modular design**, extensions without drilling and welding
- **Up to 25 year life expectancy**
- **Base plate fixing** to existing concrete foundation
- Supplied **galvanised** and/or **powder coated** in a range of standard colours
- Ideal for overlooked areas with or without CCTV
- Available cladded in 5mm solid **Polycarbonate or timber panelling** which is available in a choice of different timbers*
- **Optional Extras:** Standard lockable gates, BREEAM compliant design available on request. Please ask for details



*Including Western Red Cedar Wood

Witton Wall Mounted

Cycle & Waiting Shelters

Suitable sectors



EDUCATION



HOSPITALITY
& LEISURE



RETAIL &
COMMERCIAL



HEALTHCARE



Features & Benefits

The Witton Wall Mounted Shelter has a sleek, modern look and is ideal for schools with limited space for cycle parking or waiting shelters. The unique clamping system holds the edge of the 5mm solid polycarbonate sheeting in place which dramatically reduces the need to drill holes, thereby avoiding water leakage and unsightly distortion of the panels.

The Witton Wall Mounted Shelter measures 4.2m x 2.1m and can be extended by 2.1m bays.

- **Standard size:** 4.2 metres length x 2.1 metres depth x 2.1 metres height (at the front)
- A standard 2 bay shelter can be fitted with **5 cycle racks** to accommodate **10 bicycles**, or seating for **6 adults**
- **Unique clamping system**
- Robust steel construction
- True **modular design**, extensions can be easily added without drilling and welding
- **Clear view** 5mm polycarbonate roof panels
- **Up to 25 year life expectancy**
- **Base plate fixing** to existing concrete foundation
- Supplied **galvanised** and/or **powder coated** in a range of standard colours
- **Roof Rafter Bars:** Aluminium rafter bars are finished in Hipca White as standard, other colours are available at an additional cost
- **Optional Extras:** Polycarbonate side panels, BREEAM compliant design available on request. Please ask for details



Witton Freestanding

Cycle & Waiting Shelters

Suitable sectors



EDUCATION



HOSPITALITY
& LEISURE



RETAIL &
COMMERCIAL



HEALTHCARE



Shelters & Compounds

Features & Benefits

The Witton Freestanding Shelter has a unique and eye-catching look to provide an attractive cycle parking or waiting shelter solution which is particularly suited to modern urban settings.

The Witton Freestanding Shelter measures 4.2m x 4.2m and can hold up to 20 bikes or seating for 12 adults, with additional standing room.

- **Standard size:** 4.2 metres length x 4.1 metres depth x 2.2 metres height (at the front)
- Standard sized shelter can hold **20 cycles** or seating for **12 adults** plus standing room
- **Unique clamping system**
- **Robust** steel construction
- True **modular design**, extensions can be easily added without drilling and welding
- **Clear view** 5mm polycarbonate roof panels
- **Up to 25 year life expectancy**
- **Base plate fixing** to existing concrete foundation
- Supplied **galvanised** and/or **powder coated** in a range of standard colours
- **Optional Extras:** Polycarbonate side panels, BREEAM compliant design available on request. Please ask for details



Easydale

Cycle & Waiting Shelters / Buggy Shelters

Suitable sectors



EDUCATION



HOSPITALITY
& LEISURE



RETAIL &
COMMERCIAL



HEALTHCARE

Shelters & Compounds



Features & Benefits

The Easydale is our most cost-effective shelter because of its simple design. The Easydale has a robust steel and polycarbonate construction which can be adapted to offer secure cycle parking or a comfortable waiting area. Due to its slim-line design, this shelter is ideal for organisations that have limited space yet need the maximum possible parking or seating capacity.

The Easydale Shelter can also be installed with 2 secure buggy bars to make a secure buggy shelter.

- **Size:** 4.1 metres length x 1.7 metres depth x 2.1 metres height
- Standard 2-bay shelter can hold **10 cycles** or seating for up to **6 adults**
- **Robust** steel construction fitted with 5mm polycarbonate sheets
- True **modular design**, extensions added without drilling and welding
- **Up to 25 year life expectancy**, depending on the chosen finish
- Supplied **galvanised** and/or **powder coated** in a range of standard colours
- The buggy shelter is supplied with for secure pram parking
- **Optional Extras:** Polycarbonate side panels



Ainsley

Cycle & Waiting Shelters / Trolley & Bus Shelters

Suitable sectors



EDUCATION




HOSPITALITY
& LEISURE



RETAIL &
COMMERCIAL



HEALTHCARE



Shelters & Compounds

Features & Benefits

The Ainsley is a contemporary cycle & waiting shelter that features clear polycarbonate or glass panels which are fixed to the steel frame with glass locks for a sleek appearance. With its understated, yet striking design, the Ainsley is the perfect cycle shelter for a range of settings including town centres, schools and colleges, retail outlets, leisure and commercial sites.

The steel frame is available galvanised, giving it a life expectancy of up to 25 years. You can choose to have it powder coated in any standard RAL colour of your choice, non-standard RAL colours are available at an additional cost.

- **Unlimited Length:** The shelter is available in any length with a maximum depth of up to 5m
- The main frame is constructed from strong steel sections that are available **galvanised** and/or **powder coated** in standard RAL colour of your choice, non standard RAL colours are available at an additional cost
- Covered with a choice of **5mm solid polycarbonate** or **8mm toughened glass** that is secured in place with glass locks
- Supplied with **uPVC guttering & downpipes** as standard
- The frame is supplied with a **25 year life expectancy**, depending on the chosen finish
- **Optional Extras:** Cycle racks, Benches or Front glass panels



Denver

Timber Cycle & Waiting Shelters

Suitable sectors



EDUCATION



HOSPITALITY
& LEISURE



RETAIL &
COMMERCIAL



HEALTHCARE

Shelters & Compounds



Features & Benefits

The Denver Timber Shelter features a simple curved design that offers a compact cycle or waiting shelter solution, ideal for customers with limited space.

Its Glulam construction creates an attractive shelter which looks great in green environments such as parks and wildlife areas; it also makes a stylish addition to urban environments.

- **Standard shelter size:** 4.2 metres length x 1.6 metres width x 2.1 metres height
- A standard 2-bay shelter can be fitted with **5 cycle racks** to accommodate **10 bicycles**, or seating for up to 6 adults
- Has an attractive curved roof/back panel design which is achieved through the use of **Glulam timber**
- **5mm polycarbonate** panels to provide complete protection from the weather
- **Steel feet** to prevent rot at ground level feet are also adjustable to allow shelters to be fitted to uneven ground



Pembroke

Timber Cycle & Waiting Shelters

Suitable sectors



EDUCATION




HOSPITALITY
& LEISURE



RETAIL &
COMMERCIAL



HEALTHCARE



Shelters & Compounds

Features & Benefits

The Pembroke Timber Shelter has an expertly designed framework which features curved posts and a curved roof to create a striking shelter structure.

This contemporary shelter design has 8 cycle hoops as standard which can park up to 16 cycles or benches which seats up to 8 adults. Due to its open design there is easy access to the shelter, which is ideal for public areas such as shopping centres or public parks and gardens.

- **Standard shelter size:** 4.7 metres length x 3.1 metres width x 2.6 metres height
- Standard sized shelter will hold up to **16 cycles** or seating for **8 adults** plus standing room
- High quality **Glulam construction** incorporating curved posts and roofing to create a modern styled shelter
- **5mm or 16mm polycarbonate panels** to provide excellent cover from the weather
- **Steel feet** to prevent rot at ground level. Feet are also adjustable to allow



Commercial Bin Store

Bin Storage

Suitable sectors



EDUCATION



HOSPITALITY
& LEISURE



RETAIL &
COMMERCIAL



HEALTHCARE



Features & Benefits

Our commercial Bin Stores are made from aluminium and are perfect for hiding away your unsightly bins and keeping them safe from vandalism. They are the perfect solution to keeping your outside area tidy and free from clutter.

Available in a range of sizes, they enable you to store all standard UK size wheelie bins from 80 ltr to 1100 ltr including industrial and commercial wheelie bins. The bin store can be extended in bays so that you can store multiple bins in each store, including multiple bins of different standard sizes.

- **Aluminium Frame:** Making it robust and long lasting
- **30 Year Warranty:** For complete peace of mind
- **Store All Industrial Bins:** Including multiple bins of differences sizes in each shelter
- **Rust Resistant:** The fully aluminium frame will not rust or rot over time
- **Fire Resistant:** To A2-s1, d0 and A2fl-s1
Choice of Colours – Available in Jet Black (RAL 9005) or Anthracite Grey (RAL 7016) as standard, other RAL colour available at an additional cost
- **Optional Gates:** Available with gates as an upgrade, which are supplied with a sliding bolt as standard





11

Polycarbonate Glazing Systems

Our polycarbonate glazing systems have been designed to cover your project however big or small, including both curved and mono designs. Pairing robust aluminium with high strength polycarbonate panels, our polycarbonate glazing system are the perfect solution for our projects.



Sunglaze®
Sunpal®
Facades





Sunglaze®

Solid Polycarbonate Glazing Systems

Suitable sectors



Polycarbonate Glazing Systems



Features & Benefits

Sunglaze® is a solid polycarbonate glazing system which has been designed to cover both large projects such as sports arenas and shopping centres, as well as smaller designs such as school canopies.

It is constructed from solid polycarbonate which features a glass like appearance and is available in a range of colours including clear and tinted. It is connected together with an aluminium rafter for ultimate strength, a light weight and natural rust resistance. The aluminium is supplied in anodised aluminium as standard however, it can be powder coated in any RAL colour.

- **Suitable for All Project Sizes:** To accommodate both expansive and more compact installations
- **Durable Solid Polycarbonate Sheets:** Available in 3mm, 4mm, and 6mm
- **Exceptional UV Resistance:** Effectively blocks up to 99.9% of harmful UV rays
- **Flexible Installation Options -** Available as a fully installed solution or as a DIY kit for self-installation
- **15-Year Product Guarantee:** For added assurance and reliability
- **Lightweight, Rust-Resistant Rafters:** Constructed from aluminium that's both lightweight and naturally resistant to corrosion
- **Customisable Colours:** Choose from a selection of colours for both the frame and polycarbonate panels
- **Fire Resistance:** Adheres to BS EN13501 B, s1, d0





Features & Benefits

Sunpal® is a multi-wall polycarbonate glazing roof system that is perfect for covering large architectural designs such as sports stadiums, shopping complexes, leisure facilities and much more. With a choice of polycarbonate thicknesses to choose from, and the ability to cover projects of any size, Sunpal® could be the perfect product for your project.

Featuring aluminium rafters which are naturally rust resistant and which can be finished in any RAL, along with a wide choice of polycarbonate colours, Sunpal® is sure to fit in perfectly with your design.

- **Covers large and Small Structures**
- **High-Strength Multi-Wall Polycarbonate:** Available in 8mm, 10mm, 18mm and 20mm
- **High UV Protection:** Blocks 99.9% of UV rays
- **Installation or Supply Only:** Available fully installed by Able Canopies, or a kit for self-installation
- **15 Year Warranty:** For peace of mind
- **Aluminium Rafters:** The roof system is connected via aluminium rafters which are light in weight and naturally rust resistant
- **Choice of Colour:** Both the frame and polycarbonate are available in a range of colours
- **Fire Resistance:** Adheres to BS EN 13501 B, s1, d0



Façades

Polycarbonate Wall System Solutions

Polycarbonate Glazing Systems



Our Sunpal® and Sunglaze® polycarbonate glazing systems offer architects and designers exceptional versatility for both straight and curved wall applications. These advanced cladding solutions are ideal for thermally insulated façades and exterior wall systems, combining aesthetic appeal with practical performance.

Designed to allow natural light while providing excellent thermal insulation, the lightweight panels are fully leak-proof and engineered to withstand wide spans and demanding structural conditions.

These systems are a reliable and durable alternative to traditional glass, particularly for high-performance commercial and architectural applications.

Suitable for a range of installations—including internal and external wall cladding, curtain walling, standing seam roofs, and architectural awnings—Sunpal® and Sunglaze® deliver long-lasting performance with minimal maintenance requirements.



Suitable sectors



Polycarbonate Glazing Systems

Features & Benefits

- **Versatile for All Project Sizes:** Designed to accommodate both large scale architectural builds and compact installations with ease
- **Durable Polycarbonate Panels:** Available in solid and multi-wall formats, offering exceptional strength and impact resistance
- **Outstanding UV Protection:** Effectively blocks up to 99.9% of harmful UV rays, protecting interiors and occupants
- **Flexible Installation Options:** Choose between a fully installed solution by Able Canopies or a convenient supply-only kit for self-installation
- **15-Year Product Guarantee:** Supplied with a robust 15-year warranty for long term peace of mind
- **Lightweight, Rust-Resistant Framework:** Engineered with aluminium rafters that are both lightweight and naturally resistant to corrosion, ensuring structural integrity
- **Customisable Colour Options:** Available in a variety of colours for both the frame and glazing panels to suit your architectural vision
- **Certified Fire Resistance:** Fully compliant with BS EN 13501 B, s1, d0 fire performance standards for safety and regulatory assurance



12

Outdoor Projects

Complete renovation services for school or commercial outdoor areas, from design to finish.



Commercial Fencing
Aluminium Fencing
Aluminium Decking
External Surfacing





Commercial Fencing

Timber / Steel Mesh & Palisade

Suitable sectors



EDUCATION



HOSPITALITY
& LEISURE



RETAIL &
COMMERCIAL



HEALTHCARE

Outdoor Projects



Features & Benefits

Steel and timber fencing systems can be used to enclose your canopy to create a safe, designated area for pupils, staff or visitors to reside within. We currently offer three types of fencing which include Aluminium Fencing, Steel Mesh Fencing, Steel Palisade Fencing and Timber Fencing.

- **Three Types of Fencing Available:** Steel mesh, steel palisade and timber
- **Added Security:** Add more security by enclosing in your school or business with secure fencing
- **Created Designated Areas:** Create safe areas for children to play within in schools, or block visitor access specific areas within your commercial setting
- **Strong, Robust Systems:** Ideal for use in commercial settings and withstand high-traffic areas
- **Up to a 3 Year Warranty:** the steel fencing is supplied with up to a 3-year warranty for peace of mind



Aluminium Fencing

Modular Aluminum Fence Solutions

Suitable sectors



EDUCATION



HOSPITALITY
& LEISURE



RETAIL &
COMMERCIAL



HEALTHCARE



Outdoor Projects

Features & Benefits

Commercial aluminium fencing is available from Able Canopies Ltd. This long-lasting fencing is the perfect way to enclose your canopy, creating a designated area for your pupils or visitors to stay within.

Manufactured from aluminium, it will never rot as aluminium is naturally rust resistant. So, unlike timber fencing which will eventually rot over time and requires annual treatments, your aluminium fencing will stand the test of time, saving you money and time in the long run.



- **Made from Aluminium:** Making it long lasting, rust resistant and low maintenance
- **Choice of Colour Options:** Finished in a choice of Anthracite Grey (RAL 7016) or Jet Black (RAL 9005) as standard, you can also choose any RAL colour you wish, including multiple colours
- **Choice of Design:** Can be supplied with or without gaps in the aluminium slats to suit your preferences
- **Available in Any Length**
- **Maximum Height of 1.8 metres**
- **Fire Resistant:** Adheres to fire ratings A2-s1,d0 and A2-fl s1
- **30 Year Warranty:** For peace of mind
- **Low Maintenance:** Requiring only minimal maintenance such as a wipe down



Aluminium Decking

Fire-resistant Garden & Balcony Decking

Suitable sectors



EDUCATION



HOSPITALITY
& LEISURE




RETAIL &
COMMERCIAL



HEALTHCARE

Outdoor Projects



Features & Benefits

Aluminium Decking is a fire-resistant, eco-friendly and long-lasting alternative to traditional style decking such as timber or composite. We have designed a number of aluminium decking systems to suit all requirements.

- **Fire Rated:** A2-s1, d0 & A2fl-s1
- **Material:** 6063 T6 aluminium 67% minimum recycled
- **Colour:** Available in a range of colours
- **Bespoke RAL Colours** available upon request
- **Slip Resistance Tested:** Significantly passes highest rating in the wet and dry



External Surfacing

Artificial Grass / Soft Play Safety Surfacing / Tarmac

Suitable sectors



EDUCATION




HOSPITALITY
& LEISURE



RETAIL &
COMMERCIAL



HEALTHCARE



If you are renovating your outside area, we can supply and install your external surfacing, as part of your canopy package.

All our surfacing options are commercial grade products that are designed for everyday use in busy areas. They are long lasting products, many of which are supplied with guarantees so you can rest assure that your outdoor area will last for many years.



How to order

Contact us



0800 389 9072

Call us and speak to our friendly sales advisors who will be happy to discuss your needs in detail, book a site survey, or organise a quick estimate for you.



sales@ablecanopies.co.uk

Send us an email. Your email will be passed to the correct person who can help with your specific enquiry and we'll do our best to respond within 2 working days.



Our Address

If you prefer to write to us please send your letter to:

Able Canopies Ltd
Head Office
9-11 Faraday Close
Gorse Lane Industrial Estate
Clacton-on-Sea
Essex CO15 4TR

Registered Address:

5.2 Central House, Ballards Lane,
London, N3 1LQ

Please call.
We're here to help






www.ablecanopies.co.uk

You can contact us via our 'Contact Us' form on our website. You can also view detailed information on all our products and order any of our Accessories directly from our website.



Free Site Survey

We offer a free no-obligation site survey to qualifying customers who enquire about a canopy, shelter, shade sail or awning. Our surveyor will visit your site at a time most convenient for you, to discuss your requirements in depth and assess your site. This allows us to provide you with a firm quotation based on your exact requirements. Contact us today to see if you qualify.



Index

A

Abberton Entrance Canopy	53
Abberton Wall Mounted Walkway	99
Able Shade Sails	78
Ainsley Entrance Canopy	67
Ainsley Cycle and Waiting Shelter	107
Aluminium Decking	122
Aluminium Fencing	121
Australia Commercial Awning	97
Avonwick Entrance Canopy	57

B

Balmoral Entrance Canopy	49
Banbury Tensile Fabric Structure	91
Beck Wall Mounted Entrance Canopies	48
Bin Store	110
Blenheim Umbrella Tensile Fabric Structure	87

C

Clarendon Entrance Canopy	62
Clarendon XL Entrance Canopy	63
Codale Conic Tensile Fabric Structure	82
Codale Junior Tensile Fabric Structure	83
Colwyn Entrance Canopy	55
Commercial Bin Store	110
Commercial Fencing	120
Coniston 35 Wall Mounted Canopy	16
Coniston Freestanding Canopy	35
Coniston Wall Mounted Canopy	16
Coniston Stepped Canopy	17
Coniston Wall Mounted Walkway	41

D

Dalewood Entrance Canopy	56
Denver Timber Cycle and Waiting Shelter	108
Design & Build Bespoke Canopy	74
Devoke Freestanding Canopy	23
Devoke Junior Freestanding Canopy	23
Devoke Junior Freestanding Walkway	44
Double Grange Large Span Freestanding Canopy	33
Drayton Umbrella Tensile Fabric Structure	88

E

Earlswood Entrance Canopy	43
Earlswood Wall Mounted Walkway	97
Easydale Buggy Shelter	106
Easydale Cycle and Waiting Shelter	106
Eden Solar Canopy	70
Ennerdale Junior Cantilever Walkway	43
Evershade Tensile Fabric Structure	92
Eversham Entrance Canopy	60
External Surfacing	123

F

Fabric Options - Able Shade Sails	79
Fabric Options - Commercial Awnings	79
Fabric Options - Tensile Fabric Structures	93
Ferndale Entrance Canopy	46
Façades - Polycarbonate Glazing System	116-117

G

Glass Bespoke Canopy	75
Grange Freestanding Canopy	24
Grange Junior Freestanding Canopy	24
Grasmere Cycle and Waiting Shelter	103

H

Hamilton Large Span Freestanding Canopy	34
Hanwell Freestanding Canopy	29

K

Kendal Freestanding Canopy	28
Kendal Walkway Tensile Fabric Structure	84
Kensington Freestanding Canopy	27
Kensington Junior Wall Mounted Canopy	37
Kensington Mono Pitch Freestanding Canopy	68
Kensington Solar Canopy	71
Kensington Wall Mounted Entrance Canopy	49
Kensington Junior Wall Mounted Entrance Canopy	49
Keswick Umbrella Tensile Fabric Structure	90

L

Langdale Cycle and Waiting Shelter	102
Lexden Entrance Canopy	51

O

Optional Extras – Coloured Polycarbonate Roof Panels	36-37
Optional Extras – Freestanding Canopies	36-37
Optional Extras – Poly Side & Front Fills	36-37
Optional Extras – Post Pads	36-37
Optional Extras – PVC Rainbow Curtains	36-37
Optional Extras – Secure Roller Shutters	36-37
Optional Extras – Signage	36-37
Optional Extras – The Rainbow Package	36-37
Optional Extras – Wall Mounted Canopies	36-37
Orwell Entrance Canopy	50

P

Palladio Commercial Awning	96
Pembroke Timber Cycle and Waiting Shelter	109

R

Redford Entrance Canopy	52
Redford Wall Mounted Walkway	98
Richmond Umbrella Tensile Fabric Structure	89
Roxby Entrance Canopy	61

S

Shade Sails	78
Sunglaze® - Polycarbonate Glazing System	114
Sunpal® - Polycarbonate Glazing System	115

T

Tamworth Entrance Canopy	48
Tamworth Wall Mounted Walkway	103
Tarnhow Curved Freestanding Canopy	32
Tarnhow Dome Freestanding Canopy	30
Tarnhow Mono Pitch Freestanding Canopy	31
Tarnhow Mono Pitch Timber Wall Mounted Canopy	28
Tarnhow Timber Wall Mounted Canopy	18
Tarnhow Curved Timber Wall Mounted Canopy	18
Tenby Entrance Canopy	54


U

Ullswater Apex Freestanding Canopy	25
Ullswater Entrance Canopy	64
Ullswater Freestanding Walkway	40
Ulverston Umbrella Tensile Fabric Structure	86

W

Waterford Entrance Canopy	59
Welford Dome Entrance Canopy	66
Welford Dome Freestanding Canopy	22
Welford Dome Freestanding Walkway	42
Welford Dome Junior Freestanding Walkway	42
Welford Dome Freestanding Canopy	22
Whiteside Entrance Canopy	65
Whiteside Freestanding Canopy	26
Winchester Entrance Canopy	58
Windsor Tensile Fabric Structure	85
Witton Freestanding Cycle and Waiting Shelter	105
Witton Wall Mounted Cycle and Waiting Shelter	104





sales@ablecanopies.co.uk
www.ablecanopies.co.uk